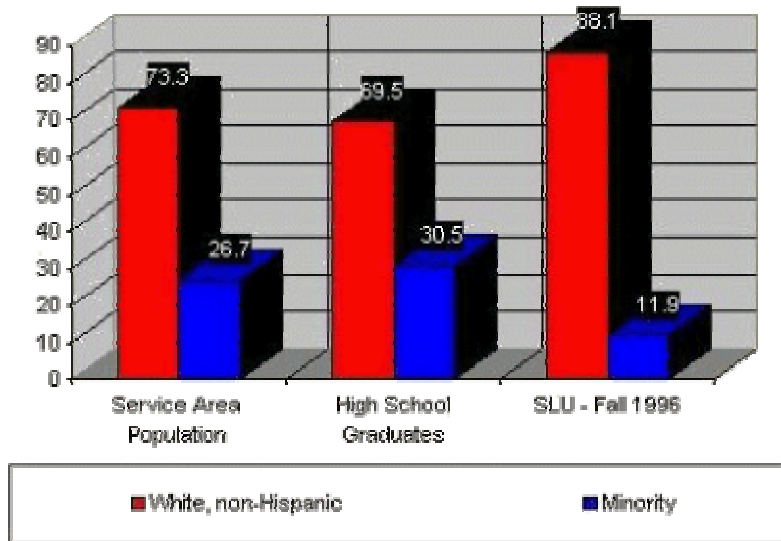


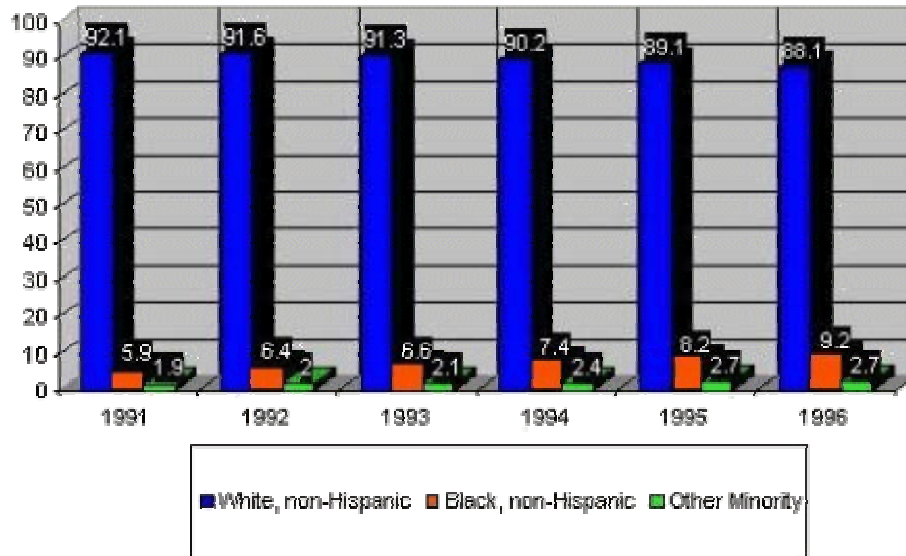
# Ethnicity at SLU: How Diverse are We?

How does the ethnicity of SLU's student population compare to the ethnicity of the southeastern Louisiana area that we serve?



- The parishes constituting SLU's primary service area (Ascension, E. Baton Rouge, Jefferson, Livingston, St. Charles, St. John, St. Tammany, Tangipahoa, and Washington Parishes) are 73.3% white, non-Hispanic and 26.7% minority, compared to SLU which is 88.1% white, non-Hispanic and 11.9% minority. St. Helena Parish has the highest percentage of minority population (49.5%). All of SLU's service area parishes except Livingston Parish have proportions of minority population higher than SLU.
- Approximately 30.5% of the area's graduates of public and private high schools are minority.
- Southeastern's Fall 1996 minority student population (N= 1730) includes 1339 black, non-Hispanic students and 391 students of Asian, Hispanic, and Native American ethnicity. 192 (11.1%) of SLU's minority students are at the graduate level.

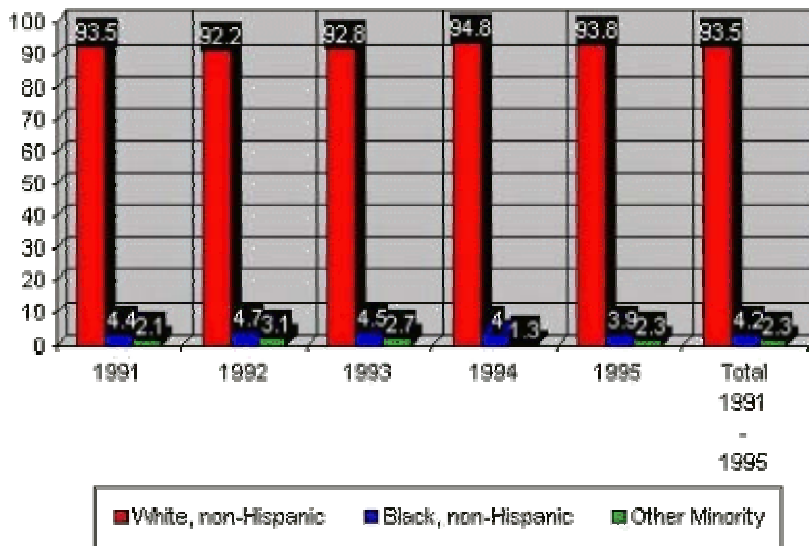
Has SLU's minority student population grown?



Figures expressed in percentages. Source: SLU Student Record System

- The percentage of minority students has increased from 1991 to 1996. White, non-Hispanic students made up 92.1% of the Fall 1991 total student population compared to 88.1% in Fall 1996. Black, non-Hispanic students increased from 5.9% (N=676) to 9.2% (N=1730). Other minority students increased from 1.9% (N=220) to 2.7% (N=391). Proportionately, the ethnic diversity of the graduate student body is higher than that of the undergraduates. 119 of 1079 graduate students (11%) were minority in Fall 1991; minority students account for 192 of the 1471 (13%) Fall 1996 graduate students.

How ethnically diverse are SLU's graduates?



- Only a very small percentage of SLU's graduates are minority. The proportion of black, non-Hispanic graduates and other minority graduates has varied with no clear trends from 1991 to 1995.

This Policy Brief presents issues addressed in Goal 3 of the University's Strategic Plan: *To recruit and retain a culturally diverse faculty, and student body.* For more information about Southeastern Louisiana University, check the web site of the Office of Institutional Research & Assessment at <http://www.selu.edu/Administration/Inst-Research/>.