

## **CAMPUS COMPUTING 2002**

### **Executive Summary**

The Campus Computing Survey, a part of the Campus Computing Project, is an annual national survey of information technology in higher education. The survey focuses primarily on academic computing issues. Southeastern Louisiana University submitted the 2002 Campus Computing Survey on July 25, 2002. This report shows a comparison of campus computing at Southeastern with Peer Institutions and Public Masters 1 Institutions who responded to the 2002 Campus Computing Survey.

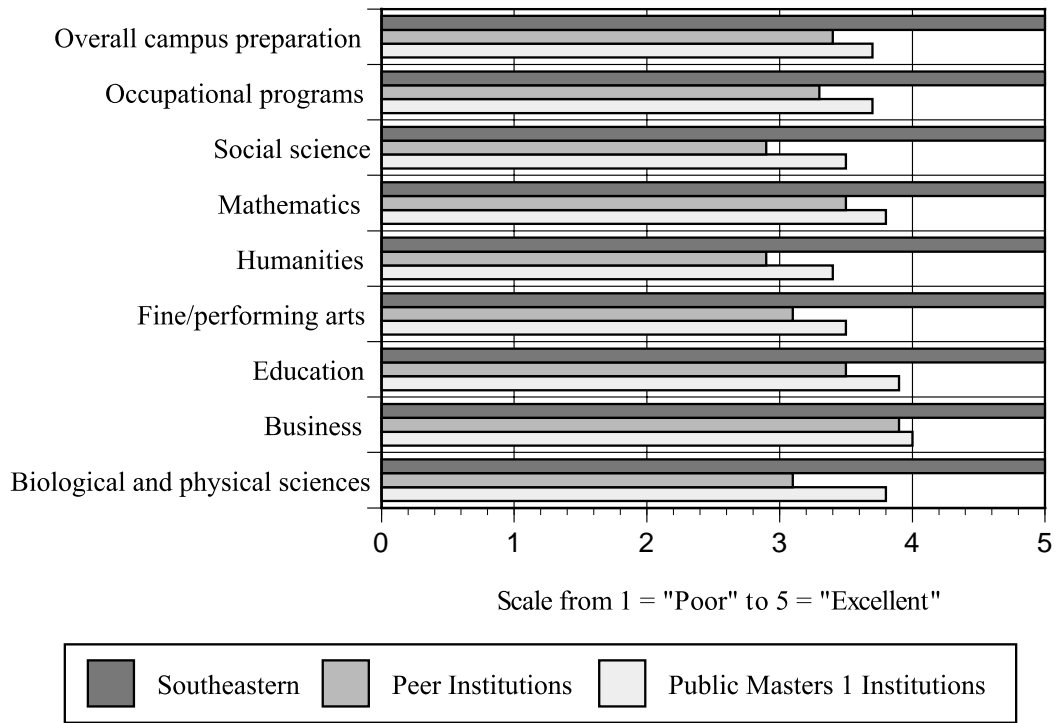
Peer Institutions for Southeastern Louisiana University represent the Southern Regional Education Board (SREB) Four-Year 4 Institutions who participated in the survey. There are fourteen institutions in this group:

Albany State College  
Alcorn State University  
Delta State University  
Frostburg State University  
Georgia College and State University  
Kennesaw State University  
Northern Kentucky University  
Salisbury University  
Tarleton State University  
Troy State University at Dothan  
University of Baltimore  
University of Maryland - Eastern Shore  
Valdosta State University  
Virginia State University

#### **Points of Excellence**

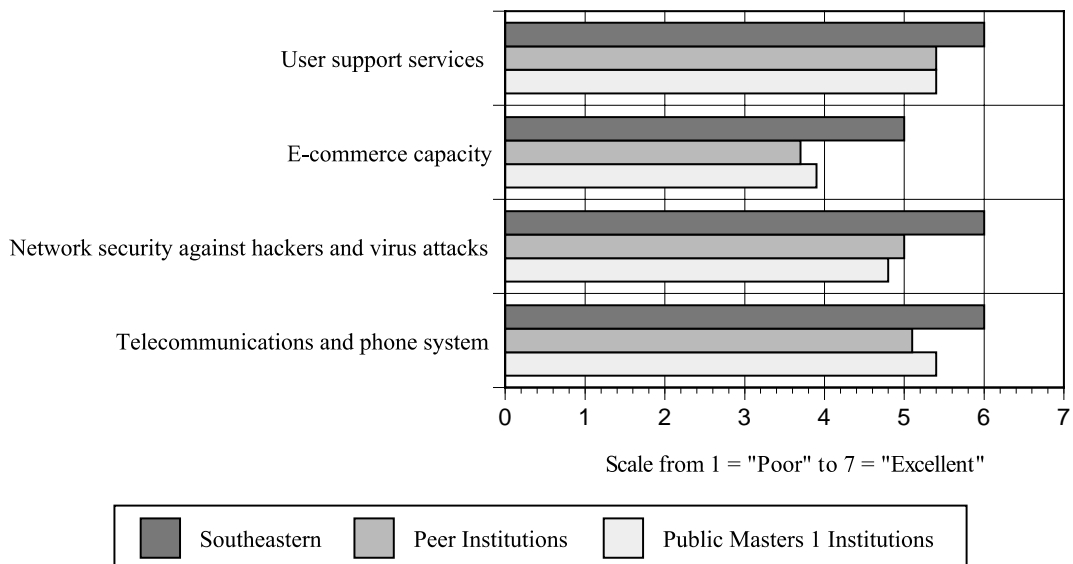
- Southeastern ranked quite well in the quality of its Web site, providing most of the surveyed resources and services to students, faculty and staff. *Admission and financial aid applications, course catalog, course registration, fee-payment, on-line courses, and IT support resources and training* are just some of the resources and services available through Southeastern's Web site.
- Southeastern students are well prepared in technology skills needed for the next decade. An excellent rating (5.0) is given to *overall campus preparation* as well as in many academic programs, while the average rates of Peer Institutions and Public Masters 1 Institutions in many of these same areas are below 4.0.

## Students's Preparation for Technology Skills in the Future



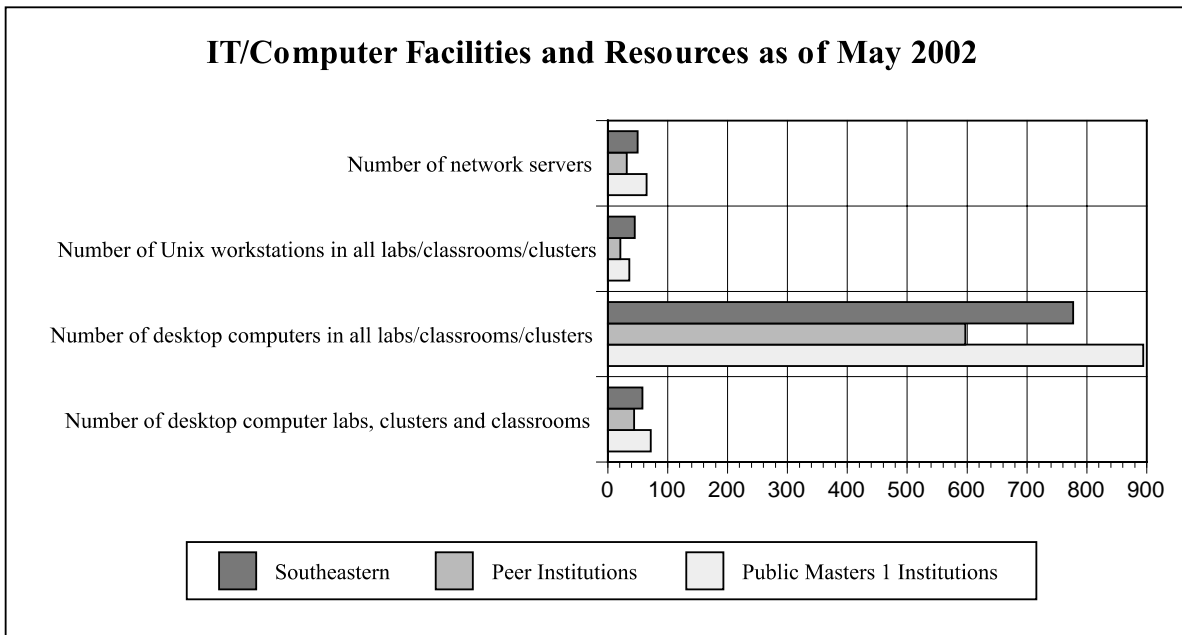
- The technology infrastructure at Southeastern is outstanding. In 90% of all the categories, Southeastern rates better than the average rates of Peer Institutions and Public Masters 1 Institutions.

## The Technology Infrastructure

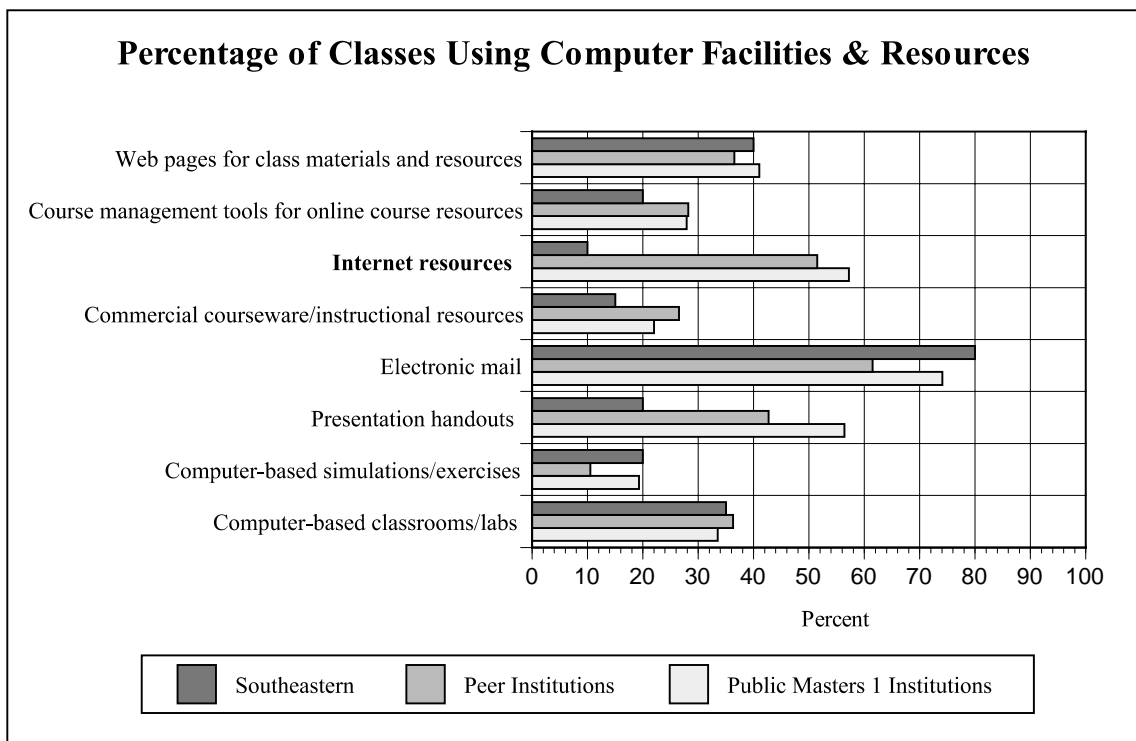


## IT/Computer Facilities and Resources

- Southeastern provides more IT/computer facilities and resources than the average of Peer Institutions, and provides slightly less than the average of Public Masters 1 Institutions.

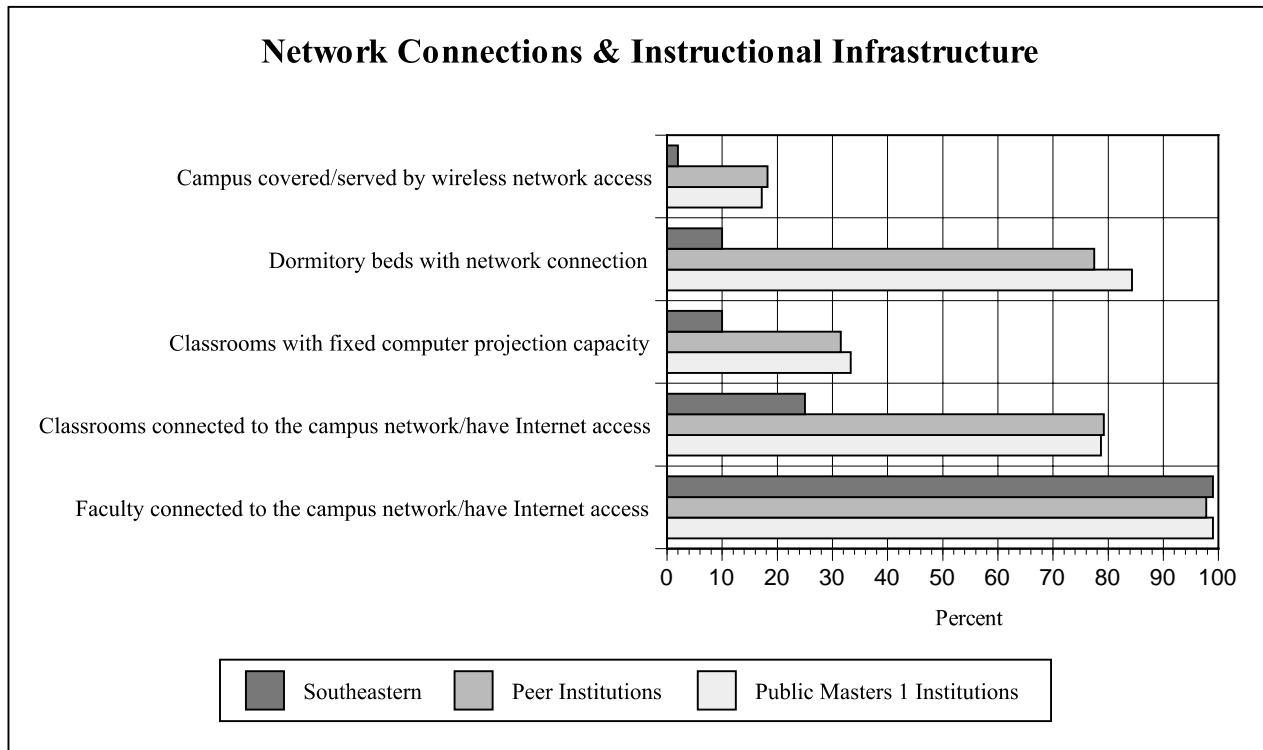


- Southeastern is quite competitive with other institutions on the use of computer facilities and resources in classrooms. Southeastern rates higher than Peer Institutions and Public Masters 1 Institutions in use of *electronic mail* and *computer-based simulations/exercises*. *Internet resources* has the lowest rate of usage in classes at Southeastern.



## Areas for Improvement

- While campus network and Internet access are provided to most faculty at Southeastern, the percentage of *classrooms connected to the campus network/have Internet access* is quite low. Areas that need improvement are student housing and wireless network access. Only 10% of the dorms have network connection, and only 2% of the campus is covered or served by wireless network access.



## CAMPUS COMPUTING 2002

	Southeastern Louisiana University	Peer Institutions	Public Masters I Institutions
Number of Respondents	1	14	106
<b>GENERAL CAMPUS POLICIES ABOUT DESKTOP COMPUTERS</b>			
<b>Does your Institution have:</b>		<b>% Yes</b>	<b>% Yes</b>
A formal policy promoting or mandating computers/technology resources for			
Curriculum utilization?	No	25.0 %	26.0 %
Undergraduates?	No	25.0 %	34.0 %
Graduate/professional students?	No	16.7 %	22.0 %
Distance education?	No	41.7 %	34.7 %
A computer instruction/competency, technology/information literacy requirement for			
All undergraduates?	Yes	33.3 %	46.6 %
All faculty?	No	0 %	2.0 %
All administration?	No	0 %	3.0 %
All staff?	No	0 %	3.0 %
A special computer use/technology fee or annual/term computer use charge for all students?	Yes	91.7 %	75.2 %
Total annual computer use fee (where charged)	\$ 120	\$ 111	\$ 127
A written policy/code of conduct/acceptable use policy for			
Campus e-mail accounts?	No	100.0 %	91.4 %
Campus-hosted individual/personal Web pages?	Yes	64.3 %	77.1 %
Duplication of copyrighted software/software piracy?	No	92.9 %	86.5 %
Fair use of copyrighted content (books, articles, etc.)?	No	84.6 %	75.5 %
<b>Operating systems recommended/supported</b>		<b>% Yes</b>	<b>% Yes</b>
Mac OS 9 or earlier	No	57.1 %	76.4 %
Mac OS X	No	57.1 %	78.3 %
UNIX	Yes	64.3 %	67.9 %
Linux	Yes	42.9 %	47.2 %
Windows 95/98/ME	Yes	92.9 %	76.4 %
Windows NT Workstation	Yes	92.9 %	67.0 %
Windows 2000	Yes	100.0 %	93.4 %
Windows XP	Yes	85.7 %	66.0 %
Open VMS	Yes	35.7 %	27.4 %
Novell	Yes	57.1 %	41.5 %
None	No	0 %	1.9 %

## CAMPUS COMPUTING 2002

	Southeastern Louisiana University	Peer Institutions	Public Masters I Institutions
<b>GENERAL CAMPUS POLICIES ABOUT DESKTOP COMPUTERS (Continued)</b>			
<b>Do you require or strongly recommend computer ownership for</b>			
All undergraduate students?			
No		57.1 %	55.7 %
Recommend	Recommend	42.9 %	40.6 %
Require		0 %	3.8 %
Undergraduates in specific disciplines or academic programs?			
No		42.9 %	48.0 %
Recommend	Recommend	57.1 %	45.1 %
Require		0 %	6.9 %
<b>Does your institution (or individual units or programs) recommend a particular brand or product for</b>		<b>% Yes</b>	<b>% Yes</b>
Hardware			
students?	No	57.1 %	38.5 %
faculty?	No	85.7 %	80.8 %
administrators/staff?	No	85.7 %	84.6 %
Software			
students?	No	75.0 %	68.6 %
faculty?	Yes	92.9 %	88.6 %
administrators/staff?	Yes	92.9 %	89.5 %
<b>Brands/kinds recommended by your institution</b>		<b>% Yes</b>	<b>% Yes</b>
Apple/Macintosh			
iMacs	Yes	28.6 %	45.3 %
G-4 desktop computers	Yes	50.0 %	57.5 %
PowerBooks	Yes	28.6 %	35.8 %
iBooks	No	14.3 %	30.2 %
Windows Compatibles			
Pentium Celeron desktops/notebooks	Yes	28.6 %	22.6 %
Pentium IV class desktops/notebooks	Yes	92.9 %	90.6 %

## CAMPUS COMPUTING 2002

	Southeastern Louisiana University	Peer Institutions	Public Masters I Institutions
<b>GENERAL CAMPUS POLICIES ABOUT DESKTOP COMPUTERS (Continued)</b>			
<b>Brands/kinds recommended by your institution</b>		<b>% Yes</b>	<b>% Yes</b>
Unix/Linux Systems			
Apple	No	14.3 %	16.0 %
IBM	Yes	7.1 %	10.4 %
Sun	No	21.4 %	30.2 %
Dell	Yes	35.7 %	34.0 %
Silicon Graphics	No	7.1 %	4.7 %
HP/Compaq	No	28.6 %	18.9 %
Other	No	14.3 %	7.5 %
<b>As of Fall 2002, will your institution have an initial or single sign-on campus portal?</b>			
Campus portal not available as of Fall 2002		28.6 %	22.9 %
Portal issue under discussion/review	Portal issue under discussion/review	28.6 %	28.6 %
Portal being installed/under development in 2002/03		14.3 %	24.8 %
Campus portal up and functioning for Fall 2002		28.6 %	23.8 %
<b>USES OF INFORMATION TECHNOLOGY</b>			
<b>How strongly do you agree or strongly agree:</b>		<b>% Agree or Strongly Agree</b>	<b>% Agree or Strongly Agree</b>
Faculty have unreasonable expectations about user support	Agree	57.1 %	44.8 %
Technology has improved instruction on my campus	Strongly Agree	71.4 %	85.6 %
We plan to require all students to own a computer by Fall 2004	Disagree	0 %	11.7 %
Access to Internet 2 by Fall 2003 is essential to our long-term tech needs	Strongly Agree	21.4 %	32.4 %
Our administrative systems provide effective support for conducting college business	Agree	64.3 %	82.7 %
My campus does a good job of planning our short- and mid- range technical needs	Strongly Agree	64.3 %	75.0 %
We are experiencing major cost over-runs/unexpected costs in our ERP deployment activities	Strongly Agree	42.9 %	22.5 %
Current IT budget cuts will severely impede efforts to enhance eLearning	Disagree	57.1 %	39.6 %
Current IT budget cuts will severely impede/interrupt ERP replacement/upgrade efforts	Disagree	50.0 %	34.0 %

## CAMPUS COMPUTING 2002

	Southeastern Louisiana University	Peer Institutions	Public Masters I Institutions
<b>USES OF INFORMATION TECHNOLOGY (Continued)</b>			
<b>The single most important IT issue over the next 2 or 3 years is:</b>		<b>% Most Important</b>	<b>% Most Important</b>
Providing online/distance education via the web	Providing adequate user support	14.3 %	7.9 %
Providing adequate user support		14.3 %	19.8 %
Assist faculty integrate technology into instruction		14.3 %	20.8 %
Financing replacement of aging hardware/software		21.4 %	12.9 %
Moving toward campus-wide wireless networks		0 %	2.0 %
Integrating academic and administrative computing		0 %	2.0 %
Providing student portal services		7.1 %	5.0 %
Integrating ecommerce into campus services		0 %	4.0 %
Hiring/retaining qualified IT staff		14.3 %	7.9 %
Upgrading/replacing administrative IT/ERP systems		14.3 %	17.8 %
<b>CURRENT IT/COMPUTER FACILITIES AND RESOURCES</b>			
		<b>Average</b>	<b>Average</b>
<b>Headcount enrollment on campus as of Spring 2002</b>	13,787	6,202	10,541
<b>Number of institution owned desktop or notebook computers as of May 2002</b>	2,400	1,722	2,377
<b>Number of institution owned Unix workstations as of May 2002</b>	10	39	53
<b>Number of personally owned computers used on campus as of May 2002</b>	0	1,074	1,676
<b>Percentage/proportion of individuals who own desktop or notebook computers</b>			
Students			
Desktops	65 %	52.1 %	59.3 %
Notebooks	15 %	10.9 %	14.5 %
Faculty			
Desktops	75 %	82.5 %	76.8 %
Notebooks	10 %	12.6 %	18.7 %



## CAMPUS COMPUTING 2002

	Southeastern Louisiana University	Peer Institutions	Public Masters I Institutions
<b>CURRENT IT/COMPUTER FACILITIES AND RESOURCES (Continued)</b>			
<b>Number of desktop computers purchased by:</b>		<b>Average</b>	<b>Average</b>
2001-02 (estimate)			
Students	4,000	881	1,240
Faculty	200	129	183
Administrators/staff	300	147	147
Campus labs, clusters & other instructional use	215	249	243
2002-03 (estimate)			
Students	3,000	913	1,268
Faculty	200	140	175
Administrators/staff	300	135	138
Campus labs, clusters & other instructional use	200	259	246
<b>Number of notebook computers purchased by:</b>		<b>Average</b>	<b>Average</b>
2001-02 (estimate)			
Students	1,000	266	322
Faculty	35	49	42
Administrators/staff	25	26	29
Campus labs, clusters & other instructional use	0	53	47
2002-03 (estimate)			
Students	2,000	246	421
Faculty	50	47	56
Administrators/staff	25	26	32
Campus labs, clusters & other instructional use	15	67	54
<b>Number of desktop computer labs, clusters and classrooms as of May 2002</b>	58	44	72
How many dedicated to departments or units?	28	21	34
<b>Number of desktop computers/workstations in all labs/classrooms/clusters as of May 2002</b>			
Computers	777	597	894
Unix Workstations	45	21	36
<b>Number of network servers as of May 2002</b>	50	32	65

## CAMPUS COMPUTING 2002

	Southeastern Louisiana University	Peer Institutions	Public Masters I Institutions
<b>CURRENT IT/COMPUTER FACILITIES AND RESOURCES (Continued)</b>			
<b>Percentage of operating systems installed on institutionally-owned computers and servers</b>			
Computers/clients			
Mac	5 %	5.5 %	12.9 %
Win 95/98/2000	88 %	79.6 %	73.8 %
Win XP	5 %	11.3 %	10.6 %
Unix	1 %	3.1 %	2.9 %
Linux	1 %	1.6 %	3.0 %
Network servers			
Mac	0 %	1.7 %	3.6 %
Win NT	20 %	22.8 %	26.6 %
Win 2000 Server	5 %	35.3 %	35.5 %
Unix	5 %	13.8 %	17.9 %
Linux	5 %	4.3 %	10.9 %
Novell	80 %	23.2 %	22.8 %
<b>Number of FTE help desk/technical support personnel</b>	20	15.3	24.4
<b>Ratio user support (enrollment/help desk)</b>	689	405.3	432.0
<b>Percentage of classes that use:</b>			
Computer-based classrooms/labs	35 %	36.3 %	33.5 %
Computer-based simulations/exercises	20 %	10.5 %	19.3 %
Presentation handouts	20 %	42.7 %	56.4 %
Electronic mail	80 %	61.5 %	74.1 %
Commercial courseware/instructional resources	15 %	26.5 %	22.0 %
Internet resources	10 %	51.5 %	57.2 %
Course management tools for online course resources	20 %	28.2 %	27.9 %
Web pages for class materials and resources	40 %	36.5 %	41.0 %

## CAMPUS COMPUTING 2002

	Southeastern Louisiana University	Peer Institutions	Public Masters I Institutions
<b>ACADEMIC &amp; INSTRUCTIONAL COMPUTING POLICIES, PROCEDURES AND RESOURCES</b>			
<b>Does your campus/institution have/provide</b>		<b>% Yes</b>	<b>% Yes</b>
Plan for integrating IT into the curriculum?	Yes	50.0 %	41.7 %
Projects for developing desktop instructional software/courseware?	Yes	69.2 %	71.6 %
Support for faculty developing instructional software/courseware?	Yes	76.9 %	85.3 %
Support for faculty developing software for their research?	Yes	84.6 %	60.8 %
Program for rewarding courseware development?	Yes	53.8 %	51.0 %
Technology resource center focusing on use of IT?	Yes	78.6 %	81.7 %
Agreements/licenses for duplication of software products?	Yes	85.7 %	87.5 %
Plan for using Internet resources in instruction?	Yes	30.8 %	36.6 %
Plan for using Internet for marketing to off-campus audiences?	Yes	42.9 %	52.4 %
Program to reward use of IT in faculty review/promotion process?	Yes	46.2 %	21.6 %
Maintain library of academic courseware?	Yes	15.4 %	28.4 %
Program assessing the impact of IT on instruction?	No	23.1 %	22.5 %
Policy regarding ownership of Web-based resources developed by faculty?	No	53.8 %	55.9 %
Program to provide supplemental IT training for IT staff?	Yes	50.0 %	45.2 %
Assess impact of IT on instructional services and academic programs?	No	38.5 %	38.2 %
ADA-compliant Web pages?	No	50.0 %	69.2 %
<b>Does your institution have a strategic plan for:</b>			
Information technology?			
no		0 %	1.0 %
currently preparing a plan		21.4 %	22.1 %
yes	Yes	78.6 %	76.9 %
Electronic commerce?			
no	No	71.4 %	56.3 %
currently preparing a plan		21.4 %	22.3 %
yes		7.1 %	21.4 %
Instructional technology/instruction integration?			
no		30.8 %	29.4 %
currently preparing a plan		46.2 %	30.4 %
yes	Yes	23.1 %	40.2 %

## CAMPUS COMPUTING 2002

	Southeastern Louisiana University	Peer Institutions	Public Masters I Institutions
<b>ACADEMIC &amp; INSTRUCTIONAL COMPUTING POLICIES, PROCEDURES AND RESOURCES (Continued)</b>			
<b>Does your institution have a strategic plan for:</b>			
Deploying course management tools?			
no		15.4 %	25.5 %
currently preparing a plan		30.8 %	16.7 %
yes	Yes	53.9 %	57.8 %
Distance education?			
no		23.1 %	32.4 %
currently preparing a plan		46.2 %	23.5 %
yes	Yes	30.8 %	44.1 %
Campus portal services?			
no	No	50.0 %	45.6 %
currently preparing a plan		21.4 %	24.3 %
yes		28.6 %	30.1 %
Wireless networks?			
no		28.6 %	28.2 %
currently preparing a plan	currently preparing a plan	57.1 %	36.9 %
yes		14.3 %	35.0 %
Web services (integration/deployment)?			
no		28.6 %	31.1 %
currently preparing a plan		50.0 %	25.2 %
yes	Yes	21.4 %	43.7 %
Network security?			
no		0 %	15.5 %
currently preparing a plan		50.0 %	35.0 %
yes	Yes	50.0 %	49.5 %
IT disaster recovery?			
no		0 %	8.7 %
currently preparing a plan	currently preparing a plan	35.7 %	31.1 %
yes		64.3 %	60.2 %

## CAMPUS COMPUTING 2002

	Southeastern Louisiana University	Peer Institutions	Public Masters I Institutions
<b>ACADEMIC &amp; INSTRUCTIONAL COMPUTING POLICIES, PROCEDURES AND RESOURCES (Continued)</b>			
<b>Does your institution have a strategic plan for:</b>			
Administrative Systems/ERP upgrade/replacement?			
no		21.4 %	16.5 %
currently preparing a plan		21.4 %	13.6 %
yes	Yes	57.1 %	69.9 %
<b>Has your institution established a single product standard for:</b>			
Desktop/notebook computer operating system			
No	No	57.1 %	79.8 %
Macintosh		0 %	2.9 %
Win 95/98		14.3 %	2.9 %
Win NT Workstation		0 %	1.0 %
Win 2000		28.6 %	6.7 %
Win XP		0 %	6.7 %
Desktop/notebook product or manufacturer			
No	No	57.1 %	76.0 %
Apple		0 %	2.9 %
Dell		21.4 %	14.4 %
Gateway		14.3 %	4.8 %
HP/Compaq		7.1 %	1.9 %
IBM		0 %	0 %
Other		0 %	0 %
Groupware			
No	No	53.9 %	52.1 %
Lotus Notes		0 %	2.1 %
Microsoft Exchange		23.1 %	32.3 %
Novell		23.1 %	11.5 %
Other		0 %	2.1 %

## CAMPUS COMPUTING 2002

	Southeastern Louisiana University	Peer Institutions	Public Masters I Institutions
<b>ACADEMIC &amp; INSTRUCTIONAL COMPUTING POLICIES, PROCEDURES AND RESOURCES (Continued)</b>			
<b>Has your institution established a single product standard for:</b>			
Course management system			
No		7.1 %	16.2 %
Blackboard	Blackboard	28.6 %	46.5 %
eCollege		0 %	1.0 %
Lotus Learning Space		0 %	0 %
WebCT		57.1 %	31.3 %
Other		7.1 %	5.1 %
Media player			
No	No	64.3 %	85.9 %
Apple QuickTime		7.1 %	3.0 %
Microsoft Media Player		7.1 %	7.1 %
Real Player		21.4 %	4.0 %
<b>What academic resources/services are on your campus Web site?</b>		<b>% Yes</b>	<b>% Yes</b>
Undergraduate admissions applications	Yes	92.9 %	93.4 %
Financial aid application	Yes	92.9 %	71.7 %
Current course catalog	Yes	85.7 %	92.5 %
Program/major/degree requirements	Yes	92.9 %	86.8 %
Course registration	Yes	71.4 %	82.1 %
Course add/drop options	Yes	78.6 %	76.4 %
E-commerce (fee payments, etc.)	Yes	57.1 %	53.8 %
On-line courses (i.e., full course online)	Yes	78.6 %	82.1 %
Library/card catalog	Yes	100.0 %	90.6 %
Interlibrary loan services	Yes	85.7 %	86.8 %
Journals and reference resources	Yes	85.7 %	85.8 %
Course reserves	Yes	42.9 %	50.9 %
Student transcripts	Yes	64.3 %	67.0 %
IT support resources	Yes	78.6 %	87.7 %
IT training/tutorials	Yes	57.1 %	66.0 %
Instructional software	Yes	64.3 %	56.6 %

## CAMPUS COMPUTING 2002

	Southeastern Louisiana University	Peer Institutions	Public Masters I Institutions
<b>ACADEMIC &amp; INSTRUCTIONAL COMPUTING POLICIES, PROCEDURES AND RESOURCES (Continued)</b>			
<b>What academic resources/services are on your campus Web site?</b>		<b>% Yes</b>	<b>% Yes</b>
Faculty/staff directory	Yes	92.9 %	94.3 %
Student newspaper	Yes	42.9 %	65.1 %
Student handbook	Yes	64.3 %	70.8 %
Athletic event schedule	Yes	85.7 %	91.5 %
Alumni information/services	Yes	85.7 %	87.7 %
Press releases/media services	Yes	71.4 %	88.7 %
Campus book store	Yes	71.4 %	75.5 %
Personalized student calendar	No	0 %	19.8 %
<b>FUTURE ISSUES AFFECTING CAMPUS COMPUTING</b>			
<b>How important are the following to campus computing and IT planning over the next 2-3 years? (Scale from 1 = "Not Important" to 7 = "Very Important")</b>		<b>Average</b>	<b>Average</b>
Operating system/interface/development tools			
Windows 95/98/ME	2	2.2	2.3
Windows NT Server	6	3.4	3.2
Windows 2000 Desktop	6	5.5	5.0
Windows 2000 Server	6	5.4	5.2
Windows XP	6	5.8	5.6
Macintosh OS 9 (& earlier)	2	2.3	3.0
Macintosh OS X (client)	4	3.2	4.6
Macintosh OS X (server)	1	2.8	3.4
Unix	6	4.3	4.8
Linux (client)	5	3.3	3.8
Linux (server)	6	4.4	4.4

## CAMPUS COMPUTING 2002

	Southeastern Louisiana University	Peer Institutions	Public Masters I Institutions
<b>FUTURE ISSUES AFFECTING CAMPUS COMPUTING (Continued)</b>			
<b>How important are the following to campus computing and IT planning over the next 2-3 years? (Scale from 1 = "Not Important" to 7 = "Very Important")</b>		<b>Average</b>	<b>Average</b>
Hardware			
Notebook computers	7	5.8	5.9
Macintosh computers	4	2.8	4.2
Unix workstations	5	2.5	3.5
Network computers	7	3.5	3.4
PDAs/handheld computers	5	4.2	4.8
"Smart" Cards	5	4.4	4.3
DVD	6	4.8	4.7
Instructional applications and resources			
Developing instructional software	7	4.8	5.0
Using instructional software in classes	7	6.4	6.0
Using instructional software as a supplement to class	7	6.4	6.2
Computer-based classroom presentation facilities	7	6.6	6.4
Internet resources for instruction	7	6.1	6.3
Web pages for classes	7	5.6	6.1
Web-based tutorials	7	5.2	5.6
e-Books (e-textbooks)	6	3.9	4.6
Course management systems	7	6.1	6.2
On-line course evaluation	7	4.6	5.4
User support services/campus IT services			
On-line IT training	7	4.9	5.2
On-line technical support	7	5.6	5.7
Computer resale program	7	3.1	3.1
Computer repair services	7	5.4	4.9
Help-desk services	7	6.3	6.4
Alumni e-mail accounts	7	4.1	4.2
Alumni services via the campus web site	7	4.9	5.1



## CAMPUS COMPUTING 2002

	Southeastern Louisiana University	Peer Institutions	Public Masters I Institutions
<b>FUTURE ISSUES AFFECTING CAMPUS COMPUTING (Continued)</b>			
<b>How important are the following to campus computing and IT planning over the next 2-3 years? (Scale from 1 = "Not Important" to 7 = "Very Important")</b>		<b>Average</b>	<b>Average</b>
Networking & Internet/Web issues & resources			
Merging data & telecommunication networks	7	5.0	5.2
Wireless networks	6	6.0	5.9
Bluetooth	3	3.0	3.7
Voice over IP	6	4.1	4.6
Lotus Notes	5	1.6	1.7
Microsoft Exchange	2	3.9	4.0
Java	6	4.4	5.0
XML/.NET (SOAP)	6	4.8	5.0
Open Net (Sun One)	2	1.9	3.2
Shockwave	4	3.6	3.8
Quicktime Player	2	4.1	4.2
Real Player	4	4.4	4.5
Microsoft Media Player	4	4.4	4.7
Gigabit Ethernet	6	6.5	6.4
ATM	7	3.4	3.4
Grid Computing	3	2.6	3.1
Adobe Acrobat	6	5.6	5.5
Internet 2	4	3.8	4.8
Internet videoconferencing	7	5.5	5.6
Network security	7	6.9	6.8
E-commerce on the Web	6	5.2	5.5
Open source software	5	4.0	4.7
Student portal services	5	5.4	5.8
IMS standards	5	4.4	5.0
Data encryption	5	5.1	5.4
Course management systems	4	5.1	5.4
Software licensing	6	6.6	6.3

## CAMPUS COMPUTING 2002

	Southeastern Louisiana University	Peer Institutions	Public Masters I Institutions
<b>FUTURE ISSUES AFFECTING CAMPUS COMPUTING (Continued)</b>			
<b>How important are the following to campus computing and IT planning over the next 2-3 years? (Scale from 1 = "Not Important" to 7 = "Very Important")</b>		<b>Average</b>	<b>Average</b>
Administrative software/ERP--Upgrade or replacement			
Accounting/Financial Management	6	5.9	5.5
Admissions/Recruitment	6	5.9	5.7
Alumni	3	4.9	4.8
CRM software	2	3.9	4.3
Development	3	4.8	4.9
eProcurement/Purchasing	5	4.7	5.0
Human Resources	6	5.7	5.5
Student Financial Aid	6	6.1	5.7
Student Information Systems (SIS)	6	6.2	5.9
Vendor Services/Outsourcing			
Outsourcing ERP services	1	2.4	2.6
Outsourcing instructional technology services	1	2.4	2.5
eProcurement	1	3.4	3.2
Student/campus portal	1	3.9	3.4
Web hosting	1	3.6	2.9

## CAMPUS COMPUTING 2002

	Southeastern Louisiana University	Peer Institutions	Public Masters I Institutions
<b>RATING THE TECHNOLOGY INFRASTRUCTURE</b>			
<b>(Scale from 1 = "Poor" to 7 = "Excellent")</b>			
		<b>Average</b>	<b>Average</b>
Computer networks and data communication	6	5.7	5.9
Telecommunications and phone system	6	5.1	5.4
Wireless networks	4	4.1	3.8
User support services	6	5.4	5.4
On-line reference resources in campus library/library system	6	5.1	5.7
Web resources to support instruction	5	4.8	5.1
E-commerce capacity	5	3.7	3.9
Campus web site services/student portal	5	4.6	4.6
Network security against hackers and virus attacks	6	5.0	4.8
IT training for faculty	6	4.1	4.7
IT training for students	6	3.4	4.1
<b>ADDRESSING BUDGET ISSUES BY:</b>			
Reducing purchases of computer technology			
Doing this already		28.6 %	22.6 %
Beginning in 2002-03		21.4 %	14.2 %
Reviewing for 2002-03	Reviewing for 2002-03	14.3 %	17.9 %
Decided not to do		35.7 %	45.3 %
Charging fees to departments and service units			
Doing this already	Doing this already	30.8 %	23.1 %
Beginning in 2002-03		7.7 %	3.9 %
Reviewing for 2002-03		23.1 %	19.2 %
Decided not to do		38.5 %	53.9 %
Requiring a computer/IT fee for all students			
Doing this already	Doing this already	78.6 %	61.3 %
Beginning in 2002-03		14.3 %	11.3 %
Reviewing for 2002-03		7.1 %	15.1 %
Decided not to do		0 %	12.3 %

## CAMPUS COMPUTING 2002

	Southeastern Louisiana University	Peer Institutions	Public Masters I Institutions
<b>ADDRESSING BUDGET ISSUES BY: (Continued)</b>			
Leasing rather than buying hardware			
Doing this already	Doing this already	0 %	13.3 %
Beginning in 2002-03		0 %	2.9 %
Reviewing for 2002-03		21.4 %	16.2 %
Decided not to do		78.6 %	67.6 %
More active recycling of older equipment to other departments/units			
Doing this already		78.6 %	77.4 %
Beginning in 2002-03		14.3 %	3.8 %
Reviewing for 2002-03		7.1 %	6.6 %
Decided not to do	Decided not to do	0 %	12.3 %
Vendor financing			
Doing this already		14.3 %	16.4 %
Beginning in 2002-03	Beginning in 2002-03	7.1 %	2.9 %
Reviewing for 2002-03		0 %	6.7 %
Decided not to do		78.6 %	74.0 %
Reducing hours in public access facilities			
Doing this already		28.6 %	7.6 %
Beginning in 2002-03		0 %	4.8 %
Reviewing for 2002-03		35.7 %	20.0 %
Decided not to do	Decided not to do	35.7 %	67.6 %
Reducing services			
Doing this already		28.6 %	12.6 %
Beginning in 2002-03		0 %	2.9 %
Reviewing for 2002-03	Reviewing for 2002-03	35.7 %	24.3 %
Decided not to do		35.7 %	60.2 %
Reorganizing operations			
Doing this already		71.4 %	48.1 %
Beginning in 2002-03		0 %	7.6 %
Reviewing for 2002-03	Reviewing for 2002-03	21.4 %	24.5 %
Decided not to do		7.1 %	19.8 %

## CAMPUS COMPUTING 2002

	Southeastern Louisiana University	Peer Institutions	Public Masters I Institutions
<b>ADDRESSING BUDGET ISSUES BY: (Continued)</b>			
Using information technology to reduce instructional costs			
Doing this already	Doing this already	61.5 %	43.0 %
Beginning in 2002-03		0 %	4.0 %
Reviewing for 2002-03		38.5 %	29.0 %
Decided not to do		0 %	24.0 %
Making greater use of student assistants			
Doing this already	Doing this already	78.6 %	84.0 %
Beginning in 2002-03		0 %	2.8 %
Reviewing for 2002-03		14.3 %	7.6 %
Decided not to do		7.1 %	5.7 %
Outsourcing Internet access to commercial providers			
Doing this already	Doing this already	14.3 %	22.9 %
Beginning in 2002-03		0 %	0 %
Reviewing for 2002-03		21.4 %	9.5 %
Decided not to do		64.3 %	67.6 %
Outsourcing computing services to commercial providers			
Doing this already		14.3 %	8.5 %
Beginning in 2002-03		0 %	0.9 %
Reviewing for 2002-03		21.4 %	7.6 %
Decided not to do	Decided not to do	64.3 %	83.0 %
Outsourcing student portal services to commercial providers			
Doing this already		0 %	0.9 %
Beginning in 2002-03		0 %	0.9 %
Reviewing for 2002-03		21.4 %	11.3 %
Decided not to do	Decided not to do	78.6 %	86.8 %
Delaying/deffering ERP deployment/replacement/upgrades			
Doing this already		21.4 %	15.4 %
Beginning in 2002-03		0 %	3.9 %
Reviewing for 2002-03		35.7 %	17.3 %
Decided not to do	Decided not to do	42.9 %	63.5 %

## CAMPUS COMPUTING 2002

	Southeastern Louisiana University	Peer Institutions	Public Masters I Institutions
<b>STRATEGIC, BUDGET AND PERSONNEL ISSUES</b>			
<b>(Scale from 1 = "Not Important" to 7 = "Very Important")</b>			
		<b>Average</b>	<b>Average</b>
Assessing benefits of current investment	7	5.2	5.8
Clarifying goals and campus plans for technology resources	7	5.9	6.2
Providing incentives for faculty to use technology	6	5.3	5.5
Allocating funds to support expanded services	6	5.9	5.7
Faculty concerns about benefits of computing in the curriculum	6	4.8	5.1
Administrative concerns about benefits of computing in the curriculum	6	4.6	4.6
Developing/strengthening vendor relationships	6	4.8	4.8
Charging fees to students for computer/network access	6	5.6	5.0
Establishing/maintaining campus-wide hardware standards	7	6.1	5.7
Establishing/maintaining campus-wide software standards	7	6.3	5.9
Operating a computer resale program for students & faculty	5	2.8	2.8
Developing budget model to replace aging equipment	6	6.5	6.1
Using Internet/Web resources in instruction	7	6.1	6.2
Using technology based commercial curriculum products	6	5.1	5.0
Using IT to enhance distance education program	7	5.6	5.7
Negotiating site licensing with textbook publishers	6	3.8	4.3
Negotiating site licensing with academic publishers	6	4.2	4.4
Sharing digital resources with other campuses/institutions	6	4.9	5.0
Developing campus policies for Web-based intellectual property	7	5.6	5.6
Helping IT personnel stay current with new technologies	7	6.6	6.3
Retaining current IT personnel, given off-campus competition	7	6.1	5.9
Electronic commerce	5	4.8	5.1
Web-based instructional/course management systems	6	6.1	6.1
Acquiring IT resources via corporate grants from key vendors	5	5.5	5.0
Providing a "campus portal" for Web-based student services	6	5.9	5.8
Moving more of our user support services to the Web	6	6.2	6.0
Surveying student and faculty about IT issues and services	6	5.7	5.7
Assessing the return on investment for IT spending/resources	6	5.6	5.4
Researching the total cost of ownership for IT purchases	5	5.5	5.2

## CAMPUS COMPUTING 2002

	Southeastern Louisiana University	Peer Institutions	Public Masters I Institutions
<b>THIS YEAR'S COMPUTING BUDGET COMPARED TO LAST YEAR'S</b>			
Total academic computing budget			
Reduced >5%		30.8 %	23.1 %
Reduced 3-5%		15.4 %	19.2 %
Reduced 1-3%		0 %	8.7 %
No change		23.1 %	29.8 %
Increased 1-3%	Increased 1-3%	23.1 %	9.6 %
Increased 3-5%		0 %	3.9 %
Increased >5%		7.7 %	5.8 %
Total administrative computing budget			
Reduced >5%		38.5 %	20.6 %
Reduced 3-5%		7.7 %	18.6 %
Reduced 1-3%		0 %	8.8 %
No change		38.5 %	29.4 %
Increased 1-3%	Increased 1-3%	7.7 %	7.8 %
Increased 3-5%		7.7 %	7.8 %
Increased >5%		0 %	6.9 %
Purchases of computers by academic computing units			
Reduced >5%		30.8 %	20.2 %
Reduced 3-5%		0 %	9.6 %
Reduced 1-3%		0 %	12.5 %
No change		69.2 %	45.2 %
Increased 1-3%	Increased 1-3%	0 %	4.8 %
Increased 3-5%		0 %	1.9 %
Increased >5%		0 %	5.8 %

## CAMPUS COMPUTING 2002

	Southeastern Louisiana University	Peer Institutions	Public Masters I Institutions
<b>THIS YEAR'S COMPUTING BUDGET COMPARED TO LAST YEAR'S (Continued)</b>			
Purchases of computers by administrative computing units			
Reduced >5%		46.2 %	20.4 %
Reduced 3-5%		0 %	12.6 %
Reduced 1-3%		0 %	10.7 %
No change		53.9 %	42.7 %
Increased 1-3%	Increased 1-3%	0 %	8.7 %
Increased 3-5%		0 %	2.9 %
Increased >5%		0 %	1.9 %
All institutional purchases of desktop/notebook computers			
Reduced >5%		38.5 %	19.4 %
Reduced 3-5%		7.7 %	10.7 %
Reduced 1-3%		0 %	12.6 %
No change		30.8 %	37.9 %
Increased 1-3%	Increased 1-3%	15.4 %	8.7 %
Increased 3-5%		7.7 %	3.9 %
Increased >5%		0 %	6.8 %
Network servers			
Reduced >5%		15.4 %	12.5 %
Reduced 3-5%		15.4 %	8.7 %
Reduced 1-3%		0 %	7.7 %
No change	No change	30.8 %	45.2 %
Increased 1-3%		30.8 %	18.3 %
Increased 3-5%		7.7 %	4.8 %
Increased >5%		0 %	2.9 %



## CAMPUS COMPUTING 2002

	Southeastern Louisiana University	Peer Institutions	Public Masters I Institutions
<b>THIS YEAR'S COMPUTING BUDGET COMPARED TO LAST YEAR'S (Continued)</b>			
Server software and related products			
Reduced >5%		15.4 %	11.7 %
Reduced 3-5%		7.7 %	8.7 %
Reduced 1-3%		0 %	3.9 %
No change		38.5 %	47.6 %
Increased 1-3%	Increased 1-3%	30.8 %	18.5 %
Increased 3-5%		7.7 %	5.8 %
Increased >5%		0 %	3.9 %
User training and support			
Reduced >5%		15.4 %	12.6 %
Reduced 3-5%		0 %	10.7 %
Reduced 1-3%		0 %	7.8 %
No change	No change	46.2 %	44.7 %
Increased 1-3%		15.4 %	13.6 %
Increased 3-5%		15.4 %	5.8 %
Increased >5%		7.7 %	4.9 %
Campus portal services			
Reduced >5%		0 %	5.9 %
Reduced 3-5%		7.7 %	6.9 %
Reduced 1-3%		0 %	1.0 %
No change		69.2 %	59.8 %
Increased 1-3%	Increased 1-3%	23.1 %	14.7 %
Increased 3-5%		0 %	6.9 %
Increased >5%		0 %	4.9 %

## CAMPUS COMPUTING 2002

	Southeastern Louisiana University	Peer Institutions	Public Masters I Institutions
<b>THIS YEAR'S COMPUTING BUDGET COMPARED TO LAST YEAR'S (Continued)</b>			
ERP software and services			
Reduced >5%		15.4 %	9.1 %
Reduced 3-5%		0 %	4.0 %
Reduced 1-3%		0 %	1.0 %
No change		61.5 %	52.5 %
Increased 1-3%		7.7 %	7.1 %
Increased 3-5%	Increased 3-5%	0 %	8.1 %
Increased >5%		15.4 %	18.2 %
eCommerce/campus commerce services			
Reduced >5%		0 %	5.0 %
Reduced 3-5%		7.7 %	4.0 %
Reduced 1-3%		0 %	1.0 %
No change	No change	76.9 %	70.0 %
Increased 1-3%		15.4 %	7.0 %
Increased 3-5%		0 %	6.0 %
Increased >5%		0 %	7.0 %
External service providers			
Reduced >5%		7.7 %	8.9 %
Reduced 3-5%		0 %	3.0 %
Reduced 1-3%		0 %	4.0 %
No change	No change	76.9 %	70.3 %
Increased 1-3%		7.7 %	4.0 %
Increased 3-5%		7.7 %	5.0 %
Increased >5%		0 %	5.0 %

## CAMPUS COMPUTING 2002

	Southeastern Louisiana University	Peer Institutions Average	Public Masters I Institutions Average
<b>THE TECHNOLOGY BUDGET</b>			
<b>Percentage institutions experiencing a budget cut in computing, 2001-02</b>	0 %	40.0 %	42.1 %
Percentage of budget that was cut	N/A	5.0 %	6.6 %
<b>Total academic computing budget 2002-03</b>	\$ 1,500,000	\$ 1,352,829	\$ 2,130,033
<b>Percent of budget allocated to:</b>			
Hardware	30 %	18.6 %	22.1 %
Software	2 %	8.6 %	11.7 %
Personnel	25 %	53.3 %	52.8 %
Content licenses	5 %	4.3 %	4.8 %
User support	13 %	18.3 %	23.9 %
Network service/support	25 %	10.1 %	12.8 %
<b>Academic computing as an estimated percentage of total campus IT spending</b>	70 %	33.7 %	40.9 %
<b>Total computing/IT expenditure as an estimated percentage of total campus budget</b>	4 %	9.6 %	7.7 %
<b>Current replacement cycle for desktop/notebook computers (years)</b>			
Student labs			
1 year		0 %	1.9 %
2 years		28.6 %	6.7 %
3 years	3 years	35.7 %	60.6 %
4 years		35.7 %	21.2 %
5 years		0 %	9.6 %
Faculty offices			
1 year		0 %	0 %
2 years		0 %	1.9 %
3 years		42.9 %	46.6 %
4 years	4 years	57.1 %	41.8 %
5 years		0 %	9.7 %
Administrative offices			
1 year		0 %	0 %
2 years		0 %	1.0 %
3 years	3 years	57.1 %	52.9 %
4 years		42.9 %	37.3 %
5 years		0 %	8.8 %

## CAMPUS COMPUTING 2002

	Southeastern Louisiana University	Peer Institutions	Public Masters I Institutions
<b>WEB AND NETWORKING ISSUES</b>			
<b>How important are the following issues on your campus?</b> (Scale from 1 = "Not Important" to 7 = "Very Important")		<b>Average</b>	<b>Average</b>
Supporting instructional labs & clusters	7	5.9	6.2
Creating Web pages for department use and course resources	7	5.4	5.4
Managing dial-up access from off campus users	1	3.5	3.2
Network printing	5	5.4	5.2
Digital image libraries/archives	6	4.3	4.6
Creating plug & play network for notebook computer users	4	4.3	4.7
Network security	7	6.6	6.7
ATM	2	2.6	2.9
Gigabit ethernet	7	6.1	6.2
Electronic commerce	5	4.4	4.7
Wireless networks	6	5.5	5.6
User privacy	6	5.6	5.7
Making campus networks accessible to PDA devices	6	4.3	4.6
Data encryption	6	4.6	5.4
<b>Primary medium for campus backbone/network</b>			
Linking buildings			
Copper		0 %	0.9 %
Fiber		100.0 %	97.2 %
Other	Gigabit	0 %	1.9 %
Within buildings			
Copper		83.3 %	78.4 %
Fiber		16.7 %	18.6 %
Other	Twisted Pair	0 %	3.1 %

## CAMPUS COMPUTING 2002

	Southeastern Louisiana University	Peer Institutions	Public Masters I Institutions
<b>WEB AND NETWORKING ISSUES (Continued)</b>			
<b>How well developed are network connections and the instructional infrastructure?</b>			
Percentage of faculty connected to the campus network/have Internet access	99 %	97.8 %	99.0 %
Percentage of classrooms connected to the campus network/have Internet access	25 %	79.2 %	78.7 %
Percentage of classrooms with fixed computer projection capacity	10 %	31.5 %	33.3 %
Percentage of dormitory beds with network connection	10 %	77.5 %	84.3 %
Percentage of campus covered/served by wireless network access	2 %	18.2 %	17.2 %
<b>Current transmission capacity of your campus network</b>			
High speed video			
Functional now	Functional now	46.2 %	60.4 %
Coming A/Y 2002-03		30.8 %	11.9 %
Scheduled for A/Y 2003-04		7.7 %	8.9 %
Not applicable		15.4 %	18.8 %
ATM			
Functional now	Functional now	35.7 %	38.2 %
Coming A/Y 2002-03		0 %	1.0 %
Scheduled for A/Y 2003-04		0 %	0 %
Not applicable		64.3 %	60.8 %
Local area wireless networks			
Functional now	Functional now	69.2 %	81.7 %
Coming A/Y 2002-03		23.1 %	10.6 %
Scheduled for A/Y 2003-04		0 %	2.9 %
Not applicable		7.7 %	4.8 %
Full campus wireless networks			
Functional now		8.3 %	9.2 %
Coming A/Y 2002-03	Coming A/Y 2002-03	0 %	15.3 %
Scheduled for A/Y 2003-04		50.0 %	26.5 %
Not applicable		41.7 %	49.0 %

## CAMPUS COMPUTING 2002

	Southeastern Louisiana University	Peer Institutions	Public Masters I Institutions
<b>WEB AND NETWORKING ISSUES (Continued)</b>			
<b>Current transmission capacity of your campus network</b>			
Gigabit Ethernet			
Functional now	Functional now	53.9 %	67.3 %
Coming A/Y 2002-03		15.4 %	16.4 %
Scheduled for A/Y 2003-04		23.1 %	11.5 %
Not applicable		7.7 %	4.8 %
Voice over IP			
Functional now		0 %	9.2 %
Coming A/Y 2002-03	Coming A/Y 2002-03	9.1 %	23.5 %
Scheduled for A/Y 2003-04		36.4 %	19.4 %
Not applicable		54.6 %	48.0 %
<b>Does your institution provide off-campus network access services for:</b>			
<i>Dial-up/ISP</i>			
Students			
No	No	50.0 %	48.1 %
Yes, without a fee		50.0 %	47.2 %
Yes, for a fee		0 %	4.7 %
Faculty			
No	No	35.7 %	37.1 %
Yes, without a fee		64.3 %	57.1 %
Yes, for a fee		0 %	5.7 %
<i>DSL/Broadband</i>			
Students			
No	No	100.0 %	93.3 %
Yes, without a fee		0 %	1.0 %
Yes, for a fee		0 %	5.7 %
Faculty			
No	No	100.0 %	91.4 %
Yes, without a fee		0 %	1.0 %
Yes, for a fee		0 %	7.7 %

## CAMPUS COMPUTING 2002

	Southeastern Louisiana University	Peer Institutions	Public Masters I Institutions
<b>WEB AND NETWORKING ISSUES (Continued)</b>			
<b>Does your institution provide off-campus network access services for:</b>			
<i>Wireless</i>			
Students			
No	No	100.0 %	94.3 %
Yes, without a fee		0 %	5.7 %
Yes, for a fee		0 %	0 %
Faculty			
No	No	100.0 %	94.2 %
Yes, without a fee		0 %	4.8 %
Yes, for a fee		0 %	1.0 %
<b>Number of dial-up modem ports available for student use</b>	0	33.3	79.7
<b>Number of "plug &amp; play" ports on campus for mobile computer users</b>	0	87.3	334.4
<b>Number of wireless nodes on the campus network</b>	0	227.1	111.1
<b>Does your institution limit the size of email documents/attachments</b>	No	Yes = 53.8 %	Yes = 53.4 %
Maximum file size (Mbytes)	N/A	3.0	11.0
<b>Does your institution limit the size of student web sites</b>	Yes	Yes = 46.2 %	Yes = 61.2 %
Maximum size (Mbytes)	5,000	157.0	169.0
<b>ORGANIZATION, PLANNING AND IMPACT ISSUES</b>			
<b>Is your campus part of a multicampus system with shared computing resources?</b>	Yes	Yes = 28.6 %	Yes = 59.0 %
<b>Academic and administrative computing are:</b>			
Separate units		35.7 %	33.0 %
One single unit	One single unit	64.3 %	67.0 %
<b>Has your institution reorganized IS units in the past 2 years?</b>		<b>% Yes</b>	<b>% Yes</b>
Academic computing	No	23.1 %	33.3 %
Administrative computing	No	21.4 %	30.1 %
Libraries	No	21.4 %	13.7 %
<b>Do you anticipate a reorganization of IS in the next 2 years?</b>		<b>% Yes</b>	<b>% Yes</b>
Academic computing	No	35.7 %	34.0 %
Administrative computing	No	42.9 %	34.3 %
Libraries	No	14.3 %	17.8 %

## CAMPUS COMPUTING 2002

	Southeastern Louisiana University	Peer Institutions	Public Masters I Institutions
<b>ORGANIZATION, PLANNING AND IMPACT ISSUES (Continued)</b>			
<b>The heads of the academic and administrative units report to:</b>			
Academic computing			
President		0 %	5.8 %
Provost	Provost	46.2 %	24.3 %
CIO or CTO		46.2 %	59.2 %
Other vice provost/vice president		7.7 %	8.7 %
Dean		0 %	1.9 %
Administrative computing			
President		14.3 %	7.8 %
Provost		42.9 %	11.7 %
CIO or CTO	CIO or CTO	42.9 %	60.2 %
Other vice provost/vice president		0 %	19.4 %
Dean		0 %	1.0 %
Libraries			
President		0 %	1.9 %
Provost	Provost	71.4 %	67.3 %
CIO or CTO		7.1 %	10.6 %
Other vice provost/vice president		21.4 %	13.5 %
Dean		0 %	6.7 %
<b>Does institution have a chief information/technology officer?</b>			
No		35.7 %	16.2 %
Currently under discussion		0 %	4.8 %
Yes	Yes	64.3 %	79.1 %
<b>What academic and operational units report to the CIO/CTO?</b>			
Academic computing	Yes	57.1 %	74.5 %
Administrative computing	Yes	64.3 %	80.2 %
Libraries	No	7.1 %	16.0 %
Media center	No	35.7 %	50.9 %
Telecommunications	Yes	35.7 %	67.9 %



## CAMPUS COMPUTING 2002

	Southeastern Louisiana University	Peer Institutions	Public Masters I Institutions
<b>ORGANIZATION, PLANNING AND IMPACT ISSUES (Continued)</b>			
<b>Who provides tech support for most departmental computer labs?</b>			
Individual department		7.1 %	15.1 %
Central IT service unit	Central IT service unit	57.1 %	55.7 %
Both		35.7 %	29.3 %
<b>Who makes decisions about selecting course management products?</b>			
Individual department		14.3 %	8.6 %
Central IT service unit		42.9 %	44.8 %
Both	Both	42.9 %	46.7 %
<b>How does your institution deal with the "life cycle"?</b>			
One time allocation		14.3 %	12.5 %
Developing budget	Developing budget	35.7 %	37.5 %
Have budget		50.0 %	50.0 %
<b>How well does your institution prepare students for the technology skills needed over the next decade? (Scale from 1 = "Poor" to 5 = "Excellent")</b>		<b>Average</b>	<b>Average</b>
Academic field/program			
Biological and physical sciences	5	3.1	3.8
Business	5	3.9	4.0
Education	5	3.5	3.9
Engineering	5	3.3	3.9
Fine/performing arts	5	3.1	3.5
Humanities	5	2.9	3.4
Mathematics	5	3.5	3.8
Social science	5	2.9	3.5
Occupational programs	5	3.3	3.7
Overall campus preparation	5	3.4	3.7
<b>How well prepared are faculty to use technology as a resource? (Scale from 1 = "Poor" to 5 = "Excellent")</b>		<b>Average</b>	<b>Average</b>
For instruction: overall campus preparation	4	3.1	3.6
For scholarship & research: overall campus preparation	3	3.0	3.5
Internet & Web resources: overall campus preparation	4	3.2	3.7