

		Southeastern	Southeastern compared with:					
			ULS		Master's		SREB 4-Year 3	
		Mean ^a	Mean ^a	Sig ^b	Mean ^a	Sig ^b	Mean ^a	Sig ^b
<i>In your experience at your institution during the current school year, about how often have you done each of the following? 1=Never, 2=Sometimes, 3=Often, 4=Very often</i>								
1. Academic and Intellectual Experiences								
a.	Asked questions in class or contributed to class discussions	FY	2.61	2.75 **	2.91 ***	2.85 ***		
		SR	3.03	3.06	3.23 ***	3.20 ***		
b.	Made a class presentation	FY	1.88	2.07 ***	2.37 ***	2.33 ***		
		SR	2.73	2.61 **	2.88 ***	2.81 *		
c.	Prepared two or more drafts of a paper or assignment before turning it in	FY	2.86	2.77	2.73 **	2.79		
		SR	2.65	2.60	2.55 *	2.63		
d.	Worked on a paper or project that required integrating ideas or information from various sources	FY	3.26	3.08 ***	3.15 **	3.14 **		
		SR	3.28	3.22	3.39 ***	3.36 **		
e.	Included diverse perspectives (different races, religions, genders, political beliefs, etc.) in class discussions or writing assignments	FY	2.67	2.73	2.80 **	2.78 *		
		SR	2.75	2.78	2.91 ***	2.90 ***		
f.	Come to class without completing readings or assignments	FY	1.88	1.87	1.92	1.94		
		SR	1.92	1.92	2.01 **	1.99		
g.	Worked with other students on projects during class	FY	2.43	2.44	2.46	2.53 *		
		SR	2.64	2.57	2.64	2.66		
h.	Worked with classmates outside of class to prepare class assignments	FY	2.14	2.34 ***	2.40 ***	2.42 ***		
		SR	2.61	2.71 *	2.77 ***	2.77 ***		
i.	Put together ideas or concepts from different courses when completing assignments or during class discussions	FY	2.52	2.47	2.66 **	2.64 *		
		SR	2.85	2.88	2.99 ***	2.98 ***		
j.	Tutored or taught other students (paid or voluntary)	FY	1.74	1.72	1.65 *	1.71		
		SR	1.77	1.87 *	1.84	1.86 *		
k.	Participated in a community-based project (e.g., service learning) as part of a regular course	FY	1.38	1.62 ***	1.61 ***	1.71 ***		
		SR	1.68	1.83 ***	1.81 ***	1.86 ***		
l.	Used an electronic medium (listserv, chat group, Internet, instant messaging, etc.) to discuss or complete an assignment	FY	2.63	2.67	2.66	2.72		
		SR	2.89	2.97	2.93	2.99 *		
m.	Used e-mail to communicate with an instructor	FY	3.32	3.14 ***	3.25	3.23 *		
		SR	3.52	3.45 *	3.48	3.48		
n.	Discussed grades or assignments with an instructor	FY	2.67	2.70	2.70	2.76		
		SR	2.88	2.97 *	2.90	2.95		
o.	Talked about career plans with a faculty member or advisor	FY	2.71	2.21 ***	2.23 ***	2.33 ***		
		SR	2.34	2.47 **	2.49 ***	2.50 ***		
p.	Discussed ideas from your readings or classes with faculty members outside of class	FY	1.88	1.81	1.90	1.91		
		SR	2.06	2.12	2.14 *	2.16 **		
q.	Received prompt written or oral feedback from faculty on your academic performance	FY	2.72	2.62	2.76	2.73		
		SR	2.86	2.89	2.89	2.87		

^a Weighted by gender and enrollment status (and inst. size for comparisons)

^b * p<.05 ** p<.01 *** p<.001 (2-tailed)

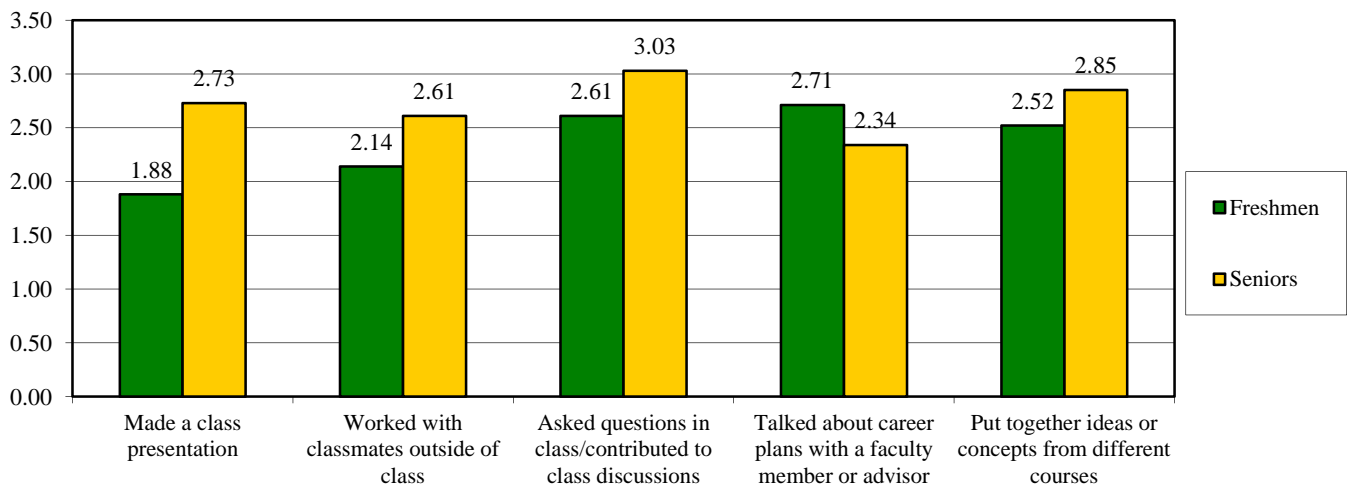
^c Mean diff. divided by pooled SD

		Southeastern		<i>Southeastern compared with:</i>						
				ULS		Master's		SREB 4-Year 3		
				Mean ^a	Mean ^a	Sig ^b	Mean ^a	Sig ^b	Mean ^a	Sig ^b
r.	Worked harder than you thought you could to meet an instructor's standards or expectations	FY	2.82	2.81	2.78		2.81			
		SR	2.92	2.93	2.85 *		2.90			
s.	Worked with faculty members on activities other than coursework (committees, orientation, student life activities, etc.)	FY	1.60	1.62	1.69		1.75 **			
		SR	1.75	1.88 **	1.90 ***		1.90 ***			
t.	Discussed ideas from your readings or classes with others outside of class (students, family members, co-workers, etc.)	FY	2.77	2.70	2.74		2.75			
		SR	2.91	2.90	2.91		2.95			
u.	Had serious conversations with students of a different race or ethnicity than your own	FY	2.62	2.62	2.58		2.58			
		SR	2.72	2.77	2.65		2.66			
v.	Had serious conversations with students who are very different from you in terms of their religious beliefs, political opinions, or personal values	FY	2.63	2.59	2.63		2.65			
		SR	2.65	2.72	2.69		2.70			

Points of Note in Comparison to ULS Schools, SREB 4-Year 3 Schools, and Other Master's Schools:

- Southeastern freshmen are **less** likely to ask questions in class or contribute to class discussions.
- Southeastern freshmen are **less** likely to have made a class presentation.
- Southeastern freshmen are **more** likely to integrated ideas or information from various sources.
- Southeastern freshmen and seniors are **less** likely to work with classmates outside of class.
- Southeastern freshmen and seniors are **less** likely to participated in a community-based project as part of a regular course.
- Southeastern freshmen are **more** likely to have talked about career plans with a faculty member or advisor, but seniors are **less** likely.
- Southeastern seniors are **less** likely to have worked with faculty members on activities other than coursework.

Items with Largest Difference Between Southeastern Freshmen and Seniors



^a Weighted by gender and enrollment status (and inst. size for comparisons)

^b * p<.05 ** p<.01 *** p<.001 (2-tailed)

^c Mean diff. divided by pooled SD

Southeastern	Southeastern compared with:					
	ULS		Master's		SREB 4-Year 3	
Mean ^a	Mean ^a	Sig ^b	Mean ^a	Sig ^b	Mean ^a	Sig ^b

During the current school year, how much has your coursework emphasized the following mental activities? 1=Very little, 2=Some, 3=Quite a bit, 4=Very much

2. Mental Activities

a.	Memorizing facts, ideas, or methods from your courses and readings so you can repeat them in pretty much the same form	FY	3.12	3.01 *	2.98 **	3.02 *
		SR	2.96	2.94	2.82 ***	2.89
b.	Analyzing the basic elements of an idea, experience, or theory, such as examining a particular case or situation in depth and considering its components	FY	3.10	3.05	3.17	3.14
		SR	3.20	3.28 *	3.31 ***	3.30 **
c.	Synthesizing and organizing ideas, information, or experiences into new, more complex interpretations and relationships	FY	2.87	2.85	2.96	2.94
		SR	3.05	3.08	3.12 *	3.12
d.	Making judgments about the value of info., arguments, or methods, such as examining how others gathered and interpreted data and assessing the soundness of their conclusions	FY	2.84	2.94	2.97 **	2.97 **
		SR	2.96	3.08 **	3.09 ***	3.10 ***
e.	Applying theories or concepts to practical problems or in new situations	FY	3.00	3.02	3.07	3.08
		SR	3.22	3.28	3.27	3.28

During the current school year, about how much reading and writing have you done?

1=None, 2=1-4, 3=5-10, 4=11-20, 5=More than 20

3. Reading and Writing

a.	Number of assigned textbooks, books, or book-length packs of course readings	FY	2.91	2.96	3.17 ***	3.01 *
		SR	2.95	3.00	3.14 ***	3.02
b.	Number of books read on your own (not assigned) for personal enjoyment or academic enrichment	FY	2.13	2.03	2.05	2.05
		SR	2.21	2.23	2.19	2.22
c.	Number of written papers or reports of 20 pages or more	FY	1.23	1.28	1.30	1.29
		SR	1.54	1.56	1.63 **	1.60 *
d.	Number of written papers or reports between 5 and 19 pages	FY	2.02	2.06	2.23 ***	2.12 *
		SR	2.31	2.27	2.57 ***	2.41 **
e.	Number of written papers or reports of fewer than 5 pages	FY	2.50	2.59	3.00 ***	2.87 ***
		SR	2.61	2.68	3.01 ***	2.84 ***

In a typical week, how many homework problem sets do you complete?

1=None, 2=1-2, 3=3-4, 4=5-6, 5=More than 6

4. Problem Sets

a.	Number of problem sets that take you more than an hour to complete	FY	2.77	2.75	2.75	2.76
		SR	2.76	2.78	2.72	2.78
b.	Number of problem sets that take you less than an hour to complete	FY	2.91	2.88	2.81	2.86
		SR	2.60	2.55	2.47 **	2.51

Points of Note in Comparison to ULS Schools, SREB 4-Year 3 Schools, and Other Master's Schools:

Southeastern freshmen thought their coursework emphasized memorization more.

Southeastern seniors thought their coursework emphasized analyzing and making judgements less.

^a Weighted by gender and enrollment status (and inst. size for comparisons)

^b * p<.05 ** p<.01 *** p<.001 (2-tailed)

^c Mean diff. divided by pooled SD

		Southeastern	Southeastern compared with:			
			ULS		Master's	
		Mean ^a	Mean ^a Sig ^b	Mean ^a Sig ^b	Mean ^a Sig ^b	Mean ^a Sig ^b
5. Examinations						
<i>1=Very little to 7=Very much</i>						
Select the circle that best represents the extent to which your examinations during the current school year have challenged you to do your best work.		FY	5.41	5.52	5.49	5.48
		SR	5.60	5.67	5.55	5.64
<i>During the current school year, about how often have you done each of the following?</i>						
<i>1=Never, 2=Sometimes, 3=Often, 4=Very often</i>						
6. Additional Collegiate Experiences						
a. Attended an art exhibit, play, dance, music, theater, or other performance		FY	2.04	2.07	2.13	2.20 **
		SR	1.85	1.91	1.97 **	1.93 *
b. Exercised or participated in physical fitness activities		FY	2.59	2.65	2.79 ***	2.79 ***
		SR	2.64	2.60	2.67	2.57
c. Participated in activities to enhance your spirituality (worship, meditation, prayer, etc.)		FY	2.04	2.27 ***	2.05	2.17 *
		SR	2.25	2.38 *	2.13 *	2.28
d. Examined the strengths and weaknesses of your own views on a topic or issue		FY	2.51	2.57	2.62 *	2.64 *
		SR	2.74	2.75	2.74	2.75
e. Tried to better understand someone else's views by imagining how an issue looks from his or her perspective		FY	2.70	2.78	2.82 *	2.84 *
		SR	2.87	2.90	2.90	2.90
f. Learned something that changed the way you understand an issue or concept		FY	2.81	2.88	2.89	2.91 *
		SR	2.89	2.98 *	2.94	2.93
<i>Which of the following have you done or do you plan to do before you graduate? % indicating yes</i>						
7. Enriching Educational Experiences						
a. Practicum, internship, field experience, co-op experience, or clinical assignment		FY	4%	8% **	7% *	7% *
		SR	41%	44%	49% ***	45%
b. Community service or volunteer work		FY	20%	34% ***	39% ***	41% ***
		SR	46%	56% ***	59% ***	58% ***
c. Participate in a learning community or some other formal program where groups of students take two or more classes together		FY	4%	14% ***	17% ***	16% ***
		SR	24%	27%	28%	29% **
d. Work on a research project with a faculty member outside of course or program requirements		FY	4%	6%	5%	7% **
		SR	15%	17%	18% *	18% *
e. Foreign language coursework		FY	7%	10% *	18% ***	15% ***
		SR	29%	28%	35% ***	33% *
f. Study abroad		FY	2%	6% ***	4% *	4% *
		SR	8%	7%	12% ***	9%
g. Independent study or self-designed major		FY	3%	7% ***	4%	6% **
		SR	18%	15% *	16%	15%
h. Culminating senior experience (capstone course, senior project or thesis, comprehensive exam, etc.)		FY	2%	3%	2%	3%
		SR	20%	26% **	33% ***	27% ***

Points of Note in Comparison to ULS Schools, SREB 4-Year 3 Schools, and Other Master's Schools:

Southeastern *seniors* are **less** likely to take a capstone course, or participate in community service.

Southeastern *freshmen* are **less** likely to participate in community service, a learning community, or foreign language coursework.

^a Weighted by gender and enrollment status (and inst. size for comparisons)

^b * p<.05 ** p<.01 *** p<.001 (2-tailed)

^c Mean diff. divided by pooled SD

Southeastern	Southeastern compared with:					
	ULS		Master's		SREB 4-Year 3	
Mean ^a	Mean ^a	Sig ^b	Mean ^a	Sig ^b	Mean ^a	Sig ^b

your institution.

1=Unfriendly, Unsupportive, Sense of alienation to 7=Friendly, Supportive, Sense of belonging

8. Quality of Relationships

a. Relationships with other students	FY	5.19	5.53 ***	5.52 ***	5.52 ***
	SR	5.70	5.79	5.69	5.74
<i>1=Unavailable, Unhelpful, Unsympathetic to 7=Available, Helpful, Sympathetic</i>					
b. Relationships with faculty members	FY	5.22	5.21	5.38	5.27
	SR	5.57	5.58	5.59	5.57
<i>1=Unhelpful, Inconsiderate, Rigid to 7=Helpful, Considerate, Flexible</i>					
c. Relationships with administrative personnel and offices	FY	4.74	4.78	4.91 *	4.84
	SR	4.67	4.90 **	4.79	4.85 *

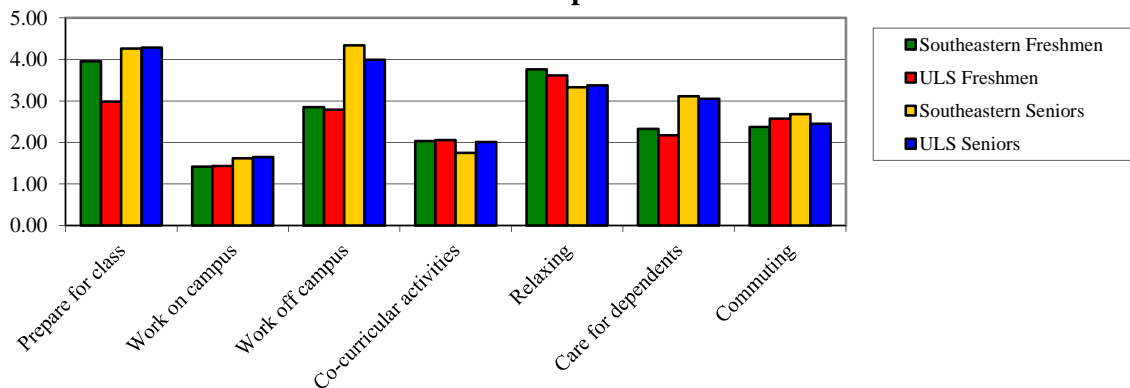
following?

1=0 hrs/wk, 2=1-5 hrs/wk, 3=6-10 hrs/wk, 4=11-15 hrs/wk, 5=16-20 hrs/wk, 6=21-25 hrs/wk, 7=26-30 hrs/wk, 8=More than 30 hrs/wk

9. Time Usage

a. Preparing for class (studying, reading, writing, doing homework or lab work, analyzing data, rehearsing, and other academic activities)	FY	3.95	3.98	4.13 *	4.00
	SR	4.26	4.28	4.28	4.25
b. Working for pay on campus	FY	1.42	1.43	1.48	1.47
	SR	1.62	1.65	1.75 *	1.70
c. Working for pay off campus	FY	2.85	2.79	2.45 **	2.38 ***
	SR	4.34	3.99 **	3.94 ***	4.08 *
d. Participating in co-curricular activities (organizations, campus publications, student government, fraternity or sorority, intercollegiate or intramural sports, etc.)	FY	2.03	2.06	2.21 *	2.23 *
	SR	1.75	2.01 ***	2.06 ***	1.94 ***
e. Relaxing and socializing (watching TV, partying, etc.)	FY	3.76	3.61	3.65	3.65
	SR	3.33	3.37	3.39	3.29
f. Providing care for dependents living with you (parents, children, spouse, etc.)	FY	2.33	2.17	2.04 **	1.98 **
	SR	3.11	3.05	2.83 **	3.26
g. Commuting to class (driving, walking, etc.)	FY	2.37	2.57 *	2.22 *	2.41
	SR	2.68	2.45 ***	2.38 ***	2.51 ***

How Students Spend Time



^a Weighted by gender and enrollment status (and inst. size for comparisons)

^b * p<.05 ** p<.01 *** p<.001 (2-tailed)

^c Mean diff. divided by pooled SD

Southeastern	<i>Southeastern compared with:</i>					
	ULS		Master's		SREB 4-Year 3	
<i>Mean^a</i>	<i>Mean^a</i>	<i>Sig^b</i>	<i>Mean^a</i>	<i>Sig^b</i>	<i>Mean^a</i>	<i>Sig^b</i>

*To what extent does your institution emphasize each of the following?
1=Very little, 2=Some, 3=Quite a bit, 4=Very much*

10. Institutional Environment

a.	Spending significant amounts of time studying and on academic work	FY	3.23	3.26	3.17	3.18
		SR	3.24	3.22	3.16 *	3.20
b.	Providing the support you need to help you succeed academically	FY	3.08	3.14	3.12	3.10
		SR	2.95	2.99	3.01	3.02
c.	Encouraging contact among students from different economic, social, and racial or ethnic backgrounds	FY	2.65	2.76	2.75	2.73
		SR	2.49	2.63 **	2.60 **	2.63 ***
d.	Helping you cope with your non-academic responsibilities (work, family, etc.)	FY	2.49	2.33 *	2.32 **	2.34 **
		SR	2.01	2.11 *	2.08	2.11 *
e.	Providing the support you need to thrive socially	FY	2.64	2.60	2.54	2.59
		SR	2.20	2.33 **	2.31 **	2.35 ***
f.	Attending campus events and activities (special speakers, cultural performances, athletic events, etc.)	FY	2.80	2.94 *	2.83	2.91 *
		SR	2.53	2.65 *	2.62 *	2.64 **
g.	Using computers in academic work	FY	3.30	3.37	3.28	3.32
		SR	3.48	3.49	3.42	3.46

12. Academic Advising

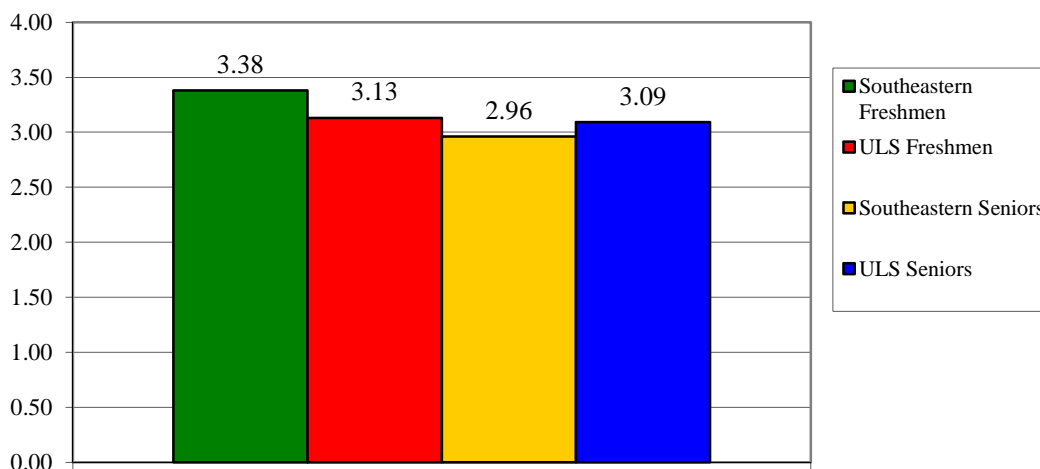
1=Poor, 2=Fair, 3=Good, 4=Excellent

Overall, how would you evaluate the quality of academic advising you have received at your institution?	FY	3.38	3.13 ***	3.10 ***	3.12 ***
	SR	2.96	3.09 **	2.99	2.99

Points of Note in Comparison to ULS Schools, SREB 4-Year 3 Schools, and Other Master's Schools:

- Freshmen indicated that Southeastern provides mor help coping with non-academic responsibilities.
- Seniors indicated Southeastern provides less social support than other institutions.
- Seniors indicated Southeastern encourages less conduct among students from different backgrounds.
- Seniors indicated Southeastern puts less emphasis on attending campus events and activities.

Quality of academic advising



^a Weighted by gender and enrollment status (and inst. size for comparisons)

^b * p<.05 ** p<.01 *** p<.001 (2-tailed)

^c Mean diff. divided by pooled SD

Southeastern	<i>Southeastern compared with:</i>					
	ULS		Master's		SREB 4-Year 3	
<i>Mean^a</i>	<i>Mean^a</i>	<i>Sig^b</i>	<i>Mean^a</i>	<i>Sig^b</i>	<i>Mean^a</i>	<i>Sig^b</i>

To what extent has your experience at this institution contributed to your knowledge, skills, and personal development in the following areas?

1=Very little, 2=Some, 3=Quite a bit, 4=Very much

11. Educational and Personal Growth

a. Acquiring a broad general education	FY	3.22	3.18	3.18	3.16
	SR	3.29	3.30	3.26	3.26
b. Acquiring job or work-related knowledge and skills	FY	2.84	2.89	2.84	2.84
	SR	3.21	3.16	3.13 *	3.17
c. Writing clearly and effectively	FY	3.12	3.11	3.08	3.07
	SR	3.19	3.17	3.16	3.18
d. Speaking clearly and effectively	FY	2.88	2.93	2.95	2.96
	SR	3.15	3.10	3.08	3.10
e. Thinking critically and analytically	FY	3.22	3.26	3.24	3.23
	SR	3.37	3.40	3.38	3.39
f. Analyzing quantitative problems	FY	3.09	3.06	2.98 *	3.00
	SR	3.14	3.19	3.11	3.16
g. Using computing and information technology	FY	3.16	3.19	3.03 **	3.10
	SR	3.31	3.33	3.19 ***	3.28
h. Working effectively with others	FY	2.92	3.03	3.03 *	3.03
	SR	3.20	3.23	3.22	3.23
i. Voting in local, state, or national elections	FY	2.00	2.03	1.92	2.09
	SR	2.04	2.04	1.99	2.12
j. Learning effectively on your own	FY	3.02	3.01	2.97	3.01
	SR	3.11	3.15	3.07	3.12
k. Understanding yourself	FY	2.85	2.86	2.86	2.90
	SR	2.82	2.89	2.89	2.89
l. Understanding people of other racial and ethnic backgrounds	FY	2.65	2.68	2.70	2.73
	SR	2.65	2.73	2.70	2.74 *
m. Solving complex real-world problems	FY	2.73	2.74	2.71	2.76
	SR	2.84	2.89	2.84	2.88
n. Developing a personal code of values and ethics	FY	2.72	2.71	2.75	2.76
	SR	2.75	2.81	2.80	2.81
o. Contributing to the welfare of your community	FY	2.44	2.42	2.49	2.51
	SR	2.47	2.53	2.56 *	2.58 *
p. Developing a deepened sense of spirituality	FY	2.20	2.26	2.19	2.26
	SR	1.99	2.04	2.02	2.06

13. Satisfaction

1=Poor, 2=Fair, 3=Good, 4=Excellent

How would you evaluate your entire educational experience at this institution?	FY	3.13	3.22	3.23 *	3.23 *
	SR	3.23	3.22	3.23	3.22

14.

1=Definitely no, 2=Probably no, 3=Probably yes, 4=Definitely yes

If you could start over again, would you go to the same institution you are now attending?	FY	3.30	3.34	3.24	3.28
	SR	3.29	3.24	3.20 **	3.23

^a Weighted by gender and enrollment status (and inst. size for comparisons)

^b * p<.05 ** p<.01 *** p<.001 (2-tailed)

^c Mean diff. divided by pooled SD