

Southeastern Seniors	Southeastern compared with:					
	ULS		Master's		SREB 4-Year 3	
Mean <sup>a</sup>	Mean <sup>a</sup>	Sig <sup>b</sup>	Mean <sup>a</sup>	Sig <sup>b</sup>	Mean <sup>a</sup>	Sig <sup>b</sup>

*In your experience at your institution during the current school year, about how often have you done each of the following? 1=Never, 2=Sometimes, 3=Often, 4=Very often*

**1. Academic and Intellectual Experiences**

a.	Asked questions in class or contributed to class discussions	AH	2.99			
		BU	2.84			
		EH	3.25			
		NH	3.18			
		ST	2.98			
		Univ	3.05**	3.06	3.23 *	3.20 *
b.	Made a class presentation	AH	2.52			
		BU	2.96			
		EH	3.02			
		NH	2.79			
		ST	2.57			
		Univ	2.75**	2.61 *	2.88 *	2.81 *
c.	Prepared two or more drafts of a paper or assignment before turning it in	AH	2.59			
		BU	2.59			
		EH	2.77			
		NH	2.76			
		ST	2.58			
		Univ	2.66	2.60	2.55 *	2.63
d.	Worked on a paper or project that required integrating ideas or information from various sources	AH	3.32			
		BU	3.28			
		EH	3.35			
		NH	3.41			
		ST	3.11			
		Univ	3.31	3.22	3.39 *	3.36 *
e.	Included diverse perspectives (different races, religions, genders, political beliefs, etc.) in class discussions or writing assignments	AH	2.95			
		BU	2.61			
		EH	3.07			
		NH	2.88			
		ST	2.29			
		Univ	2.80**	2.78	2.91 *	2.90 *
f.	Come to class without completing readings or assignments	AH	1.90			
		BU	1.97			
		EH	1.92			
		NH	1.97			
		ST	1.76			
		Univ	1.91	1.92	2.01 *	1.99
g.	Worked with other students on projects <b>during class</b>	AH	2.46			
		BU	2.63			
		EH	2.82			
		NH	2.68			
		ST	2.69			
		Univ	2.63**	2.57	2.64	2.66
h.	Worked with classmates <b>outside of class</b> to prepare class assignments	AH	2.27			
		BU	2.66			
		EH	2.80			
		NH	2.80			
		ST	2.76			
		Univ	2.61**	2.71 *	2.77 ***	2.77 ***

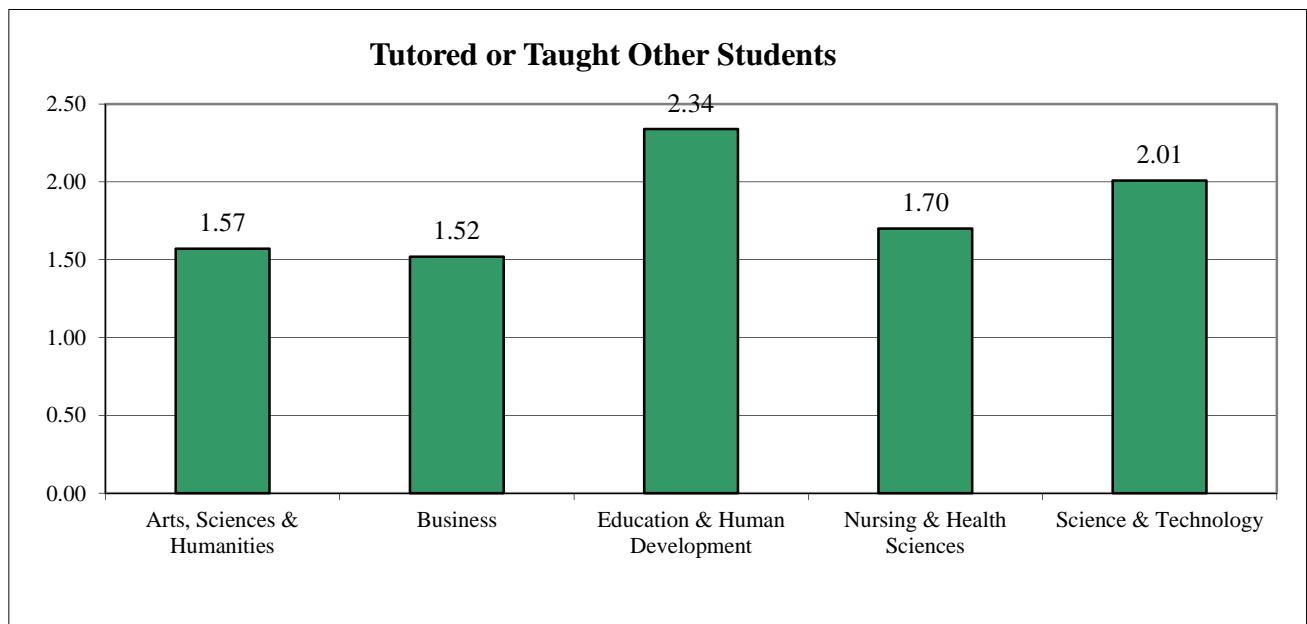
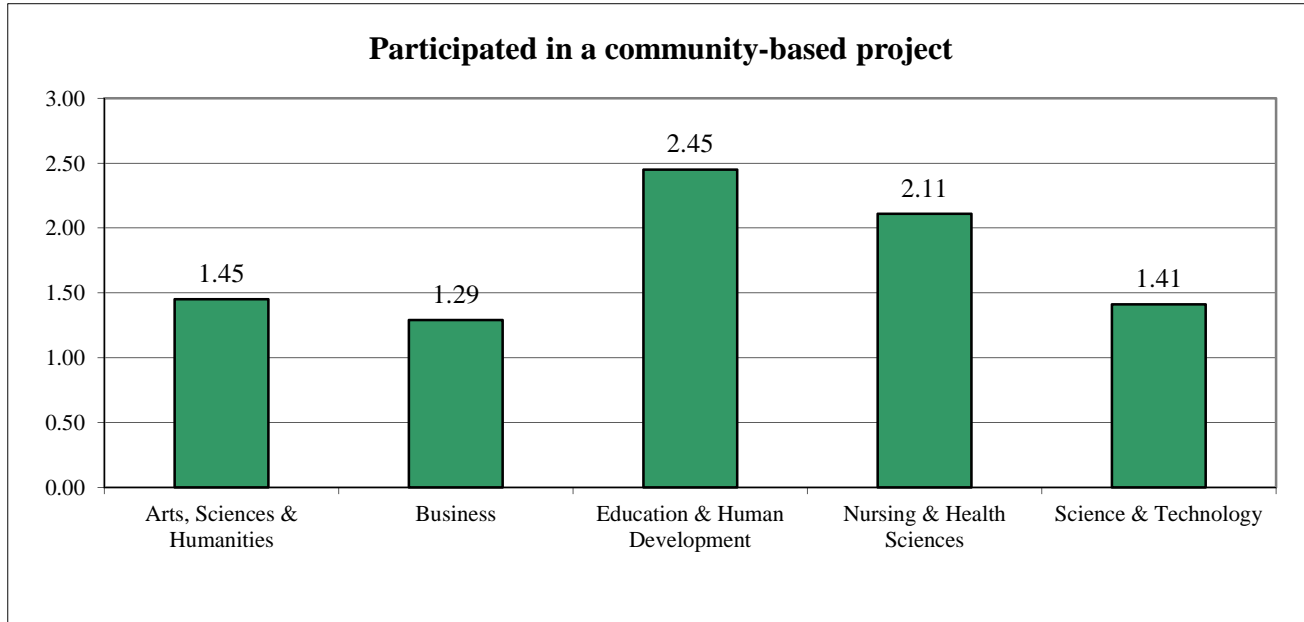
\*Southeastern is statistically different  
\*\*Significant difference between colleges

		<b>Southeastern Seniors</b>	<i>Southeastern compared with:</i>			
			<b>ULS</b>	<b>Master's</b>	<b>SREB 4-Year 3</b>	
		<i>Mean<sup>a</sup></i>	<i>Mean<sup>a</sup></i>	<i>Sig<sup>b</sup></i>	<i>Mean<sup>a</sup></i>	<i>Sig<sup>b</sup></i>
			<i>Mean<sup>a</sup></i>	<i>Sig<sup>b</sup></i>	<i>Mean<sup>a</sup></i>	<i>Sig<sup>b</sup></i>
i.	Put together ideas or concepts from different courses when completing assignments or during class discussions	AH	2.83			
		BU	2.69			
		EH	2.86			
		NH	3.10			
		ST	2.83			
		Univ	2.86**	2.88		2.99 ***
j.	Tutored or taught other students (paid or voluntary)	AH	1.57			
		BU	1.52			
		EH	2.34			
		NH	1.70			
		ST	2.01			
		Univ	1.79**	1.87 *		1.84
k.	Participated in a community-based project (e.g., service learning) as part of a regular course	AH	1.45			
		BU	1.29			
		EH	2.45			
		NH	2.11			
		ST	1.41			
		Univ	1.73**	1.83 ***		1.81 ***
l.	Used an electronic medium (listserv, chat group, Internet, instant messaging, etc.) to discuss or complete an assignment	AH	2.73			
		BU	2.90			
		EH	3.14			
		NH	3.11			
		ST	2.73			
		Univ	2.91**	2.97		2.93
m.	Used e-mail to communicate with an instructor	AH	3.51			
		BU	3.46			
		EH	3.58			
		NH	3.73			
		ST	3.43			
		Univ	3.55**	3.45 *		3.48
n.	Discussed grades or assignments with an instructor	AH	2.84			
		BU	2.70			
		EH	2.92			
		NH	3.08			
		ST	3.00			
		Univ	2.90**	2.97 *		2.90
o.	Talked about career plans with a faculty member or advisor	AH	2.30			
		BU	2.16			
		EH	2.83			
		NH	2.39			
		ST	2.50			
		Univ	2.36**	2.47 **		2.49 ***

\*Southeastern is statistically different  
\*\*Significant difference between colleges

		Southeastern Seniors	<i>Southeastern compared with:</i>			
			ULS	Master's		SREB 4-Year 3
		<i>Mean</i> <sup>a</sup>	<i>Mean</i> <sup>a</sup>	<i>Sig</i> <sup>b</sup>	<i>Mean</i> <sup>a</sup>	<i>Sig</i> <sup>b</sup>
			<i>Mean</i> <sup>a</sup>	<i>Sig</i> <sup>b</sup>	<i>Mean</i> <sup>a</sup>	<i>Sig</i> <sup>b</sup>
p.	Discussed ideas from your readings or classes with faculty members outside of class	AH	1.96			
		BU	1.79			
		EH	2.22			
		NH	2.15			
		ST	2.25			
		Univ	2.06**	2.12		2.14 *
q.	Received prompt written or oral feedback from faculty on your academic performance	AH	2.95			
		BU	2.66			
		EH	2.96			
		NH	3.02			
		ST	2.70			
		Univ	2.88**	2.89		2.89
r.	Worked harder than you thought you could to meet an instructor's standards or expectations	AH	2.93			
		BU	2.71			
		EH	3.00			
		NH	3.24			
		ST	2.92			
		Univ	2.97**	2.93		2.85 *
s.	Worked with faculty members on activities other than coursework (committees, orientation, student life activities, etc.)	AH	1.67			
		BU	1.54			
		EH	1.85			
		NH	1.85			
		ST	1.98			
		Univ	1.76**	1.88 **		1.90 ***
t.	Discussed ideas from your readings or classes with others outside of class (students, family members, co-workers, etc.)	AH	3.01			
		BU	2.63			
		EH	2.95			
		NH	3.07			
		ST	2.98			
		Univ	2.94**	2.90		2.91
u.	Had serious conversations with students of a different race or ethnicity than your own	AH	2.77			
		BU	2.59			
		EH	2.89			
		NH	2.70			
		ST	2.72			
		Univ	2.74	2.77		2.65
v.	Had serious conversations with students who are very different from you in terms of their religious beliefs, political opinions, or personal values	AH	2.75			
		BU	2.45			
		EH	2.97			
		NH	2.52			
		ST	2.64			
		Univ	2.67**	2.72		2.69

Southeastern Seniors	Southeastern compared with:					
	ULS		Master's		SREB 4-Year 3	
Mean <sup>a</sup>	Mean <sup>a</sup>	Sig <sup>b</sup>	Mean <sup>a</sup>	Sig <sup>b</sup>	Mean <sup>a</sup>	Sig <sup>b</sup>



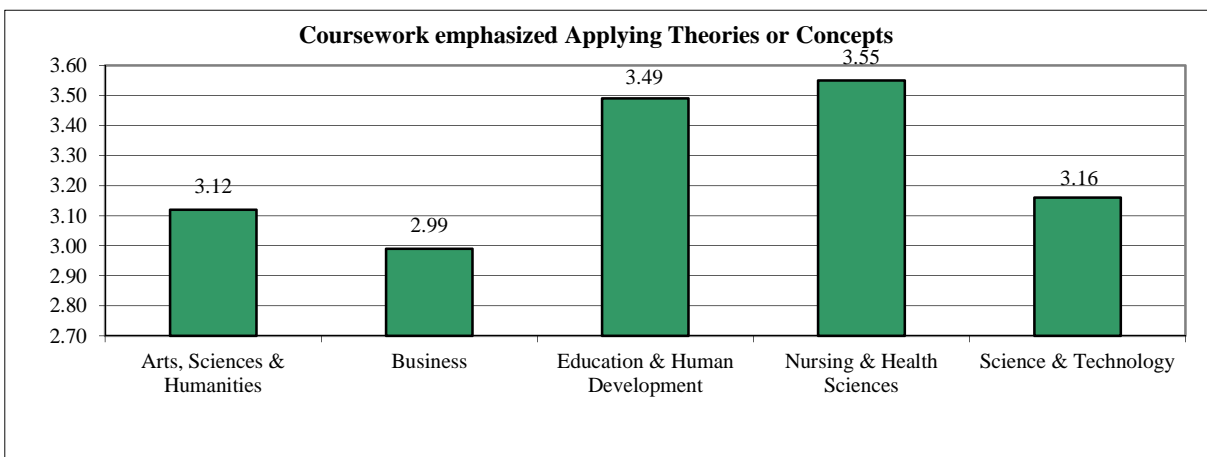
\*Southeastern is statistically different  
\*\*Significant difference between colleges

Southeastern Seniors	Southeastern compared with:					
	ULS		Master's		SREB 4-Year 3	
Mean <sup>a</sup>	Mean <sup>a</sup>	Sig <sup>b</sup>	Mean <sup>a</sup>	Sig <sup>b</sup>	Mean <sup>a</sup>	Sig <sup>b</sup>

During the current school year, how much has your coursework emphasized the following mental activities? 1=Very little, 2=Some, 3=Quite a bit, 4=Very much

2. Mental Activities

a. <b>Memorizing</b> facts, ideas, or methods from your courses and readings so you can repeat them in pretty much the same form	AH	2.99			
	BU	3.07			
	EH	2.70			
	NH	3.10			
	ST	2.75			
	Univ	2.94**	2.94	2.82 *	2.89
b. <b>Analyzing</b> the basic elements of an idea, experience, or theory, such as examining a particular case or situation in depth and considering its components	AH	3.22			
	BU	2.98			
	EH	3.17			
	NH	3.50			
	ST	3.16			
	Univ	3.22**	3.28 *	3.31 *	3.30 *
c. <b>Synthesizing</b> and organizing ideas, information, or experiences into new, more complex interpretations and relationships	AH	3.05			
	BU	2.72			
	EH	3.11			
	NH	3.43			
	ST	3.06			
	Univ	3.08**	3.08	3.12 *	3.12
d. <b>Making judgments</b> about the value of info., arguments, or methods, such as examining how others gathered and interpreted data and assessing the soundness of their conclusions	AH	2.98			
	BU	2.77			
	EH	3.05			
	NH	3.27			
	ST	2.78			
	Univ	2.99**	3.08 *	3.09 *	3.10 *
e. <b>Applying</b> theories or concepts to practical problems or in new situations	AH	3.12			
	BU	2.99			
	EH	3.49			
	NH	3.55			
	ST	3.16			
	Univ	3.26**	3.28	3.27	3.28



\*Southeastern is statistically different  
 \*\*Significant difference between colleges

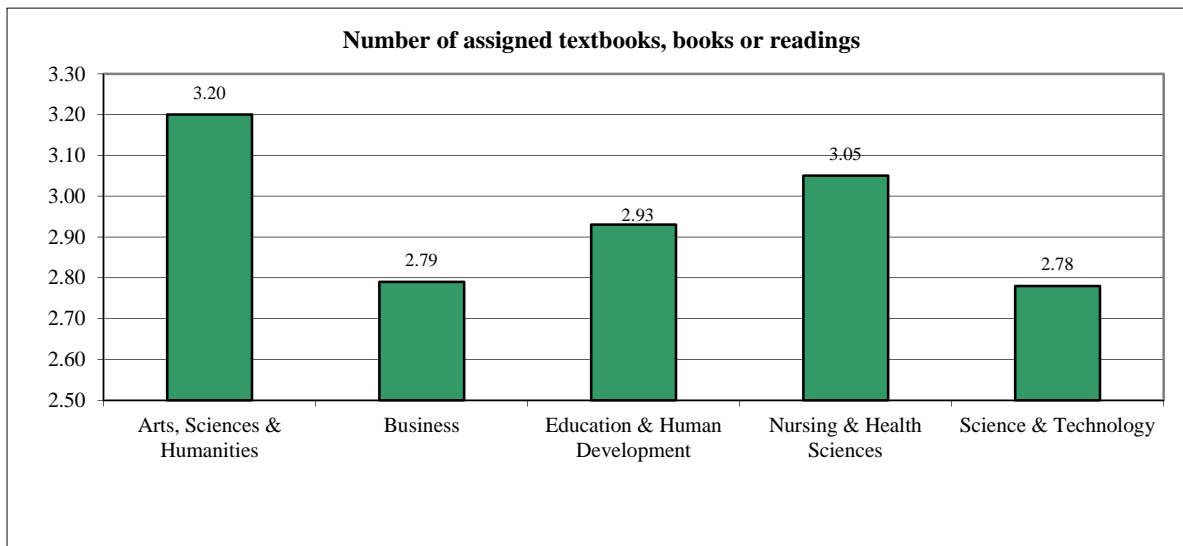
Southeastern Seniors	Southeastern compared with:					
	ULS		Master's		SREB 4-Year 3	
Mean <sup>a</sup>	Mean <sup>a</sup>	Sig <sup>b</sup>	Mean <sup>a</sup>	Sig <sup>b</sup>	Mean <sup>a</sup>	Sig <sup>b</sup>

During the current school year, about how much reading and writing have you done?

1=None, 2=1-4, 3=5-10, 4=11-20, 5=More than 20

3. Reading and Writing

a.	Number of assigned textbooks, books, or book-length packs of course readings	AH	3.20			
		BU	2.79			
		EH	2.93			
		NH	3.05			
		ST	2.78			
		Univ	2.99**	3.00	3.14 *	3.02
b.	Number of books read on your own (not assigned) for personal enjoyment or academic enrichment	AH	2.34			
		BU	2.20			
		EH	2.39			
		NH	1.98			
		ST	2.24			
		Univ	2.23**	2.23	2.19	2.22
c.	Number of written papers or reports of <b>20 pages or more</b>	AH	1.49			
		BU	1.44			
		EH	1.51			
		NH	1.63			
		ST	1.63			
		Univ	1.53	1.56	1.63 **	1.60 *
d.	Number of written papers or reports <b>between 5 and 19 pages</b>	AH	2.32			
		BU	2.06			
		EH	2.55			
		NH	2.37			
		ST	2.37			
		Univ	2.33**	2.27	2.57 ***	2.41 **
e.	Number of written papers or reports of <b>fewer than 5 pages</b>	AH	2.65			
		BU	2.48			
		EH	2.82			
		NH	2.53			
		ST	2.75			
		Univ	2.64	2.68	3.01 ***	2.84 ***



\*Southeastern is statistically different  
 \*\*Significant difference between colleges

Southeastern Seniors	Southeastern compared with:					
	ULS		Master's		SREB 4-Year 3	
Mean <sup>a</sup>	Mean <sup>a</sup>	Sig <sup>b</sup>	Mean <sup>a</sup>	Sig <sup>b</sup>	Mean <sup>a</sup>	Sig <sup>b</sup>

*In a typical week, how many homework problem sets do you complete?*  
*1=None, 2=1-2, 3=3-4, 4=5-6, 5=More than 6*

**4. Problem Sets**

a. Number of problem sets that take you <b>more</b> than an hour to complete	AH	2.69			
	BU	2.62			
	EH	2.73			
	NH	2.97			
	ST	2.98			
	Univ	2.78	2.78	2.72	2.78
b. Number of problem sets that take you <b>less</b> than an hour to complete	AH	2.63			
	BU	2.74			
	EH	2.48			
	NH	2.50			
	ST	2.64			
	Univ	2.60	2.55	2.47 *	2.51

**5. Examinations**

*1=Very little to 7=Very much*

Select the circle that best represents the extent to which your examinations during the current school year have challenged you to do your best work.	AH	5.56			
	BU	5.58			
	EH	5.59			
	NH	6.05			
	ST	5.37			
	Univ	5.65**	5.67	5.55	5.64

*Select the circle that best represents the quality of your relationships with people at your institution.*

*1=Unfriendly, Unsupportive, Sense of alienation to 7=Friendly, Supportive, Sense of belonging*

**8. Quality of Relationships**

a. Relationships with <b>other students</b>	AH	5.38				
	BU	5.86				
	EH	6.00				
	NH	5.90				
	ST	5.75				
	Univ	5.74**	5.79	5.69	5.74	
<i>1=Unavailable, Unhelpful, Unsympathetic to 7=Available, Helpful, Sympathetic</i>						
b. Relationships with <b>faculty members</b>	AH	5.54				
	BU	5.54				
	EH	5.83				
	NH	5.61				
	ST	5.49				
	Univ	5.60	5.58	5.59	5.57	
<i>1=Unhelpful, Inconsiderate, Rigid to 7=Helpful, Considerate, Flexible</i>						
c. Relationships with <b>administrative personnel and offices</b>	AH	4.51				
	BU	5.24				
	EH	4.72				
	NH	4.75				
	ST	4.47				
	Univ	4.72**	4.90 *	4.79	4.85 *	

Southeastern Seniors	Southeastern compared with:					
	ULS		Master's		SREB 4-Year 3	
Mean <sup>a</sup>	Mean <sup>a</sup>	Sig <sup>b</sup>	Mean <sup>a</sup>	Sig <sup>b</sup>	Mean <sup>a</sup>	Sig <sup>b</sup>

During the current school year, about how often have you done each of the following?

1=Never, 2=Sometimes, 3=Often, 4=Very often

6. Additional Collegiate Experiences

a.	Attended an art exhibit, play, dance, music, theater, or other performance	AH	2.27			
		BU	1.51			
		EH	1.94			
		NH	1.64			
		ST	1.60			
		Univ	1.85*	1.91	1.97 *	1.93 *
b.	Exercised or participated in physical fitness activities	AH	2.63			
		BU	2.71			
		EH	2.45			
		NH	2.77			
		ST	2.47			
		Univ	2.62	2.60	2.67	2.57
c.	Participated in activities to enhance your spirituality (worship, meditation, prayer, etc.)	AH	2.14			
		BU	2.15			
		EH	2.56			
		NH	2.36			
		ST	2.15			
		Univ	2.26*	2.38 *	2.13 *	2.28
d.	Examined the strengths and weaknesses of your own views on a topic or issue	AH	2.88			
		BU	2.58			
		EH	2.84			
		NH	2.77			
		ST	2.64			
		Univ	2.76	2.75	2.74	2.75
e.	Tried to better understand someone else's views by imagining how an issue looks from his or her perspective	AH	3.05			
		BU	2.79			
		EH	3.03			
		NH	2.89			
		ST	2.67			
		Univ	2.91*	2.90	2.90	2.90
f.	Learned something that changed the way you understand an issue or concept	AH	3.07			
		BU	2.79			
		EH	2.97			
		NH	2.95			
		ST	2.71			
		Univ	2.93*	2.98 *	2.94	2.93

\*Southeastern is statistically different

\*\*Significant difference between colleges



<b>Southeastern Seniors</b>	<i>Southeastern compared with:</i>					
	<b>ULS</b>		<b>Master's</b>		<b>SREB 4-Year 3</b>	
<i>Mean<sup>a</sup></i>	<i>Mean<sup>a</sup></i>	<i>Sig<sup>b</sup></i>	<i>Mean<sup>a</sup></i>	<i>Sig<sup>b</sup></i>	<i>Mean<sup>a</sup></i>	<i>Sig<sup>b</sup></i>

*Which of the following have you done or do you plan to do before you graduate? % indicating yes*

**7. Enriching Educational Experiences**

a. Practicum, internship, field experience, co-op experience, or clinical assignment	AH	59.4%	
	BU	52.3%	
	EH	99.1%	
	NH	93.0%	
	ST	67.9%	
	Univ	73.6%**	
b. Community service or volunteer work	AH	66.7%	
	BU	59.3%	
	EH	82.2%	
	NH	85.4%	
	ST	60.2%	
	Univ	71.2%**	
c. Participate in a learning community or some other formal program where groups of students take two or more classes together	AH	27.8%	
	BU	22.6%	
	EH	64.5%	
	NH	52.3%	
	ST	26.5%	
	Univ	38.5%**	
d. Work on a research project with a faculty member outside of course or program requirements	AH	27.7%	
	BU	12.0%	
	EH	33.3%	
	NH	30.5%	
	ST	52.2%	
	Univ	29.7%**	
e. Foreign language coursework	AH	61.9%	
	BU	17.8%	
	EH	21.3%	
	NH	26.2%	
	ST	42.9%	
	Univ	36.5%**	
f. Study abroad	AH	22.6%	
	BU	25.2%	
	EH	12.3%	
	NH	12.4%	
	ST	21.7%	
	Univ	18.9%**	
g. Independent study or self-designed major	AH	33.0%	
	BU	16.0%	
	EH	16.8%	
	NH	23.4%	
	ST	37.3%	
	Univ	25.7%**	
h. Culminating senior experience (capstone course, senior project or thesis, comprehensive exam, etc.)	AH	54.0%	
	BU	46.3%	
	EH	47.7%	
	NH	64.3%	
	ST	56.0%	
	Univ	54%**	

Comparisons Not Calculated the Same way, so  
Not provided

\*Southeastern is statistically different  
\*\*Significant difference between colleges

Southeastern Seniors	Southeastern compared with:					
	ULS		Master's		SREB 4-Year 3	
Mean <sup>a</sup>	Mean <sup>a</sup>	Sig <sup>b</sup>	Mean <sup>a</sup>	Sig <sup>b</sup>	Mean <sup>a</sup>	Sig <sup>b</sup>

following?

1=0 hrs/wk, 2=1-5 hrs/wk, 3=6-10 hrs/wk, 4=11-15 hrs/wk, 5=16-20 hrs/wk, 6=21-25 hrs/wk, 7=26-30 hrs/wk, 8=More than 30 hrs/wk

**9. Time Usage**

a.	Preparing for class (studying, reading, writing, doing homework or lab work, analyzing data, rehearsing, and other academic activities)	AH	4.10			
		BU	3.74			
		EH	4.54			
		NH	4.85			
		ST	4.60			
		Univ	4.34**	4.28	4.28	4.25
b.	Working for pay <b>on campus</b>	AH	1.78			
		BU	1.31			
		EH	1.65			
		NH	1.34			
		ST	1.94			
		Univ	1.60**	1.65	1.75 *	1.70
c.	Working for pay <b>off campus</b>	AH	4.18			
		BU	5.27			
		EH	3.90			
		NH	3.78			
		ST	4.01			
		Univ	4.21**	3.99 *	3.94 *	4.08 *
d.	Participating in co-curricular activities (organizations, campus publications, student government, fraternity or sorority, intercollegiate or intramural sports, etc.)	AH	1.77			
		BU	1.68			
		EH	1.71			
		NH	1.73			
		ST	1.99			
		Univ	1.76	3.37	3.39	3.29
e.	Relaxing and socializing (watching TV, partying, etc.)	AH	3.18			
		BU	3.74			
		EH	3.09			
		NH	3.15			
		ST	3.48			
		Univ	3.30**			
f.	Providing care for dependents living with you (parents, children, spouse, etc.)	AH	2.97			
		BU	2.75			
		EH	3.73			
		NH	3.44			
		ST	2.53			
		Univ	3.11**	3.05	2.83 *	3.26
g.	Commuting to class (driving, walking, etc.)	AH	2.46			
		BU	2.58			
		EH	2.65			
		NH	2.88			
		ST	2.98			
		Univ	2.68**	2.45 *	2.38 *	2.51 *

Southeastern Seniors	Southeastern compared with:					
	ULS		Master's		SREB 4-Year 3	
Mean <sup>a</sup>	Mean <sup>a</sup>	Sig <sup>b</sup>	Mean <sup>a</sup>	Sig <sup>b</sup>	Mean <sup>a</sup>	Sig <sup>b</sup>

*To what extent does your institution emphasize each of the following?  
1=Very little, 2=Some, 3=Quite a bit, 4=Very much*

**10. Institutional Environment**

a.	Spending significant amounts of time studying and on academic work	AH	3.22			
		BU	3.29			
		EH	3.06			
		NH	3.53			
		ST	3.16			
		Univ	3.26**	3.22	3.16 *	3.20
b.	Providing the support you need to help you succeed academically	AH	2.95			
		BU	3.02			
		EH	2.94			
		NH	3.07			
		ST	2.84			
		Univ	2.97	2.99	3.01	3.02
c.	Encouraging contact among students from different economic, social, and racial or ethnic backgrounds	AH	2.50			
		BU	2.42			
		EH	2.71			
		NH	2.61			
		ST	2.29			
		Univ	2.52**	2.63 **	2.60 **	2.63 ***
d.	Helping you cope with your non-academic responsibilities (work, family, etc.)	AH	2.07			
		BU	2.02			
		EH	1.97			
		NH	2.06			
		ST	1.93			
		Univ	2.02	2.11 *	2.08	2.11 *
e.	Providing the support you need to thrive socially	AH	2.29			
		BU	2.14			
		EH	2.31			
		NH	2.23			
		ST	2.08			
		Univ	2.22	2.33 **	2.31 **	2.35 ***
f.	Attending campus events and activities (special speakers, cultural performances, athletic events, etc.)	AH	2.60			
		BU	2.46			
		EH	2.73			
		NH	2.55			
		ST	2.41			
		Univ	2.56	2.65 *	2.62 *	2.64 **
g.	Using computers in academic work	AH	3.40			
		BU	3.46			
		EH	3.53			
		NH	3.65			
		ST	3.52			
		Univ	3.51**	3.49	3.42	3.46

Southeastern Seniors	Southeastern compared with:					
	ULS		Master's		SREB 4-Year 3	
Mean <sup>a</sup>	Mean <sup>a</sup>	Sig <sup>b</sup>	Mean <sup>a</sup>	Sig <sup>b</sup>	Mean <sup>a</sup>	Sig <sup>b</sup>

12. Academic Advising

1=Poor, 2=Fair, 3=Good, 4=Excellent

Overall, how would you evaluate the quality of academic advising you have received at your institution?	AH	2.81			
	BU	3.14			
	EH	3.04			
	NH	3.14			
	ST	2.86			
	Univ	2.99**	3.09 *	2.99	2.99

To what extent has your experience at this institution contributed to your knowledge, skills, and personal development in the following areas?

1=Very little, 2=Some, 3=Quite a bit, 4=Very much

11. Educational and Personal Growth

a. Acquiring a broad general education	AH	3.36			
	BU	3.25			
	EH	3.35			
	NH	3.36			
	ST	3.18			
	Univ	3.31	3.30	3.26	3.26
b. Acquiring job or work-related knowledge and skills	AH	3.07			
	BU	3.18			
	EH	3.48			
	NH	3.44			
	ST	3.16			
	Univ	3.26**	3.16	3.13 *	3.17
c. Writing clearly and effectively	AH	3.25			
	BU	3.11			
	EH	3.48			
	NH	3.28			
	ST	3.00			
	Univ	3.24**	3.17	3.16	3.18
d. Speaking clearly and effectively	AH	3.13			
	BU	3.15			
	EH	3.40			
	NH	3.30			
	ST	2.99			
	Univ	3.20**	3.10	3.08	3.10
e. Thinking critically and analytically	AH	3.33			
	BU	3.29			
	EH	3.53			
	NH	3.56			
	ST	3.35			
	Univ	3.41**	3.40	3.38	3.39

\*Southeastern is statistically different

\*\*Significant difference between colleges

		Southeastern Seniors	<i>Southeastern compared with:</i>			
			ULS	Master's	SREB 4-Year 3	
		<i>Mean<sup>a</sup></i>	<i>Mean<sup>a</sup></i>	<i>Sig<sup>b</sup></i>	<i>Mean<sup>a</sup></i>	<i>Sig<sup>b</sup></i>
			<i>Mean<sup>a</sup></i>	<i>Sig<sup>b</sup></i>	<i>Mean<sup>a</sup></i>	<i>Sig<sup>b</sup></i>
f.	Analyzing quantitative problems	AH	3.02			
		BU	3.17			
		EH	3.23			
		NH	3.35			
		ST	3.21			
		Univ	3.18**	3.19	3.11	3.16
g.	Using computing and information technology	AH	3.16			
		BU	3.38			
		EH	3.43			
		NH	3.40			
		ST	3.48			
		Univ	3.34**	3.33	3.19 ***	3.28
h.	Working effectively with others	AH	3.06			
		BU	3.22			
		EH	3.50			
		NH	3.37			
		ST	3.14			
		Univ	3.24**	3.23	3.22	3.23
i.	Voting in local, state, or national elections	AH	2.22			
		BU	2.14			
		EH	2.19			
		NH	1.90			
		ST	1.66			
		Univ	2.06**	2.04	1.99	2.12
j.	Learning effectively on your own	AH	3.10			
		BU	3.04			
		EH	3.19			
		NH	3.24			
		ST	3.09			
		Univ	3.13	3.15	3.07	3.12
k.	Understanding yourself	AH	2.90			
		BU	2.82			
		EH	2.86			
		NH	2.88			
		ST	2.66			
		Univ	2.84	2.89	2.89	2.89
l.	Understanding people of other racial and ethnic backgrounds	AH	2.76			
		BU	2.61			
		EH	2.94			
		NH	2.76			
		ST	2.27			
		Univ	2.70**	2.73	2.70	2.74 *
m.	Solving complex real-world problems	AH	2.74			
		BU	2.71			
		EH	3.13			
		NH	3.01			
		ST	2.85			
		Univ	2.87**	2.89	2.84	2.88

\*Southeastern is statistically different

\*\*Significant difference between colleges

		Southeastern Seniors	Southeastern compared with:			
			ULS	Master's	SREB 4-Year 3	
		Mean <sup>a</sup>	Mean <sup>a</sup> Sig <sup>b</sup>	Mean <sup>a</sup> Sig <sup>b</sup>	Mean <sup>a</sup>	Sig <sup>b</sup>
n. Developing a personal code of values and ethics	AH	2.74				
	BU	2.87				
	EH	2.95				
	NH	2.88				
	ST	2.38				
	Univ	2.78**	2.81	2.80	2.81	
o. Contributing to the welfare of your community	AH	2.49				
	BU	2.34				
	EH	2.76				
	NH	2.76				
	ST	2.03				
	Univ	2.50**	2.53	2.56 *	2.58 *	
p. Developing a deepened sense of spirituality	AH	2.06				
	BU	1.94				
	EH	2.08				
	NH	2.23				
	ST	1.73				
	Univ	2.03**	2.04	2.02	2.06	

13. Satisfaction

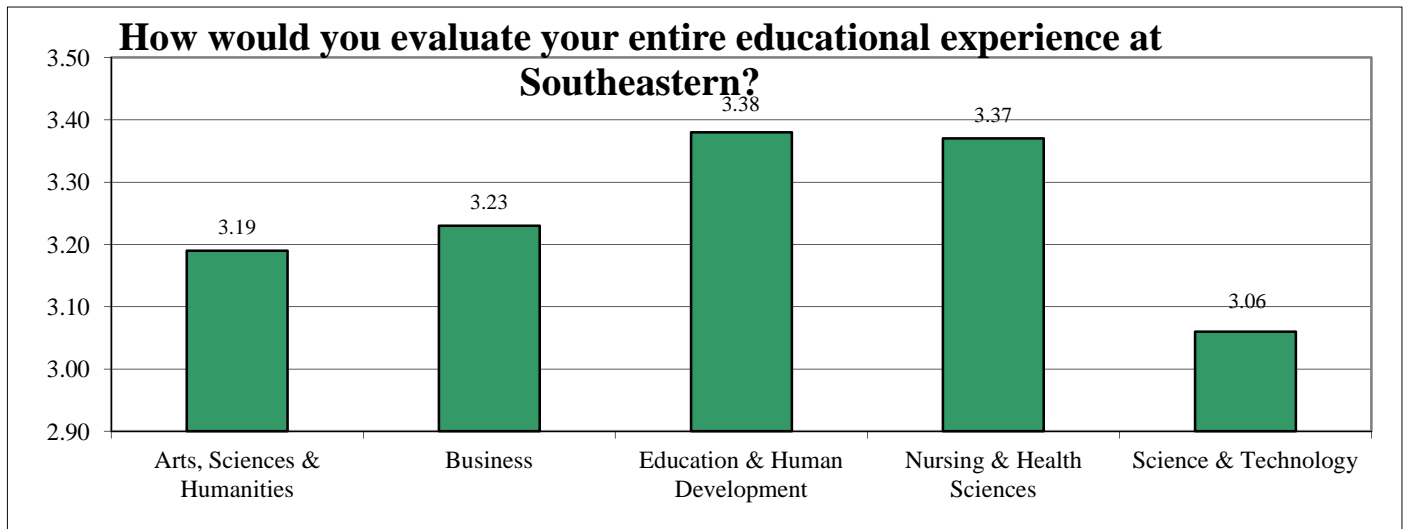
1=Poor, 2=Fair, 3=Good, 4=Excellent

How would you evaluate your entire educational experience at this institution?	AH	3.19				
	BU	3.23				
	EH	3.38				
	NH	3.37				
	ST	3.06				
	Univ	3.25**	3.22	3.23	3.22	

14.

1=Definitely no, 2=Probably no, 3=Probably yes, 4=Definitely yes

If you could start over again, would you go to the <b>same institution</b> you are now attending?	AH	3.25				
	BU	3.33				
	EH	3.40				
	NH	3.40				
	ST	3.15				
	Univ	3.31	3.24	3.20 *	3.23	



\*Southeastern is statistically different  
 \*\*Significant difference between colleges