

Attachment 1

Weather Chart

Monday	Tuesday	Wednesday	Thursday	Friday

Attachment 2



Snowy



Rainy



Cloudy



Sunny

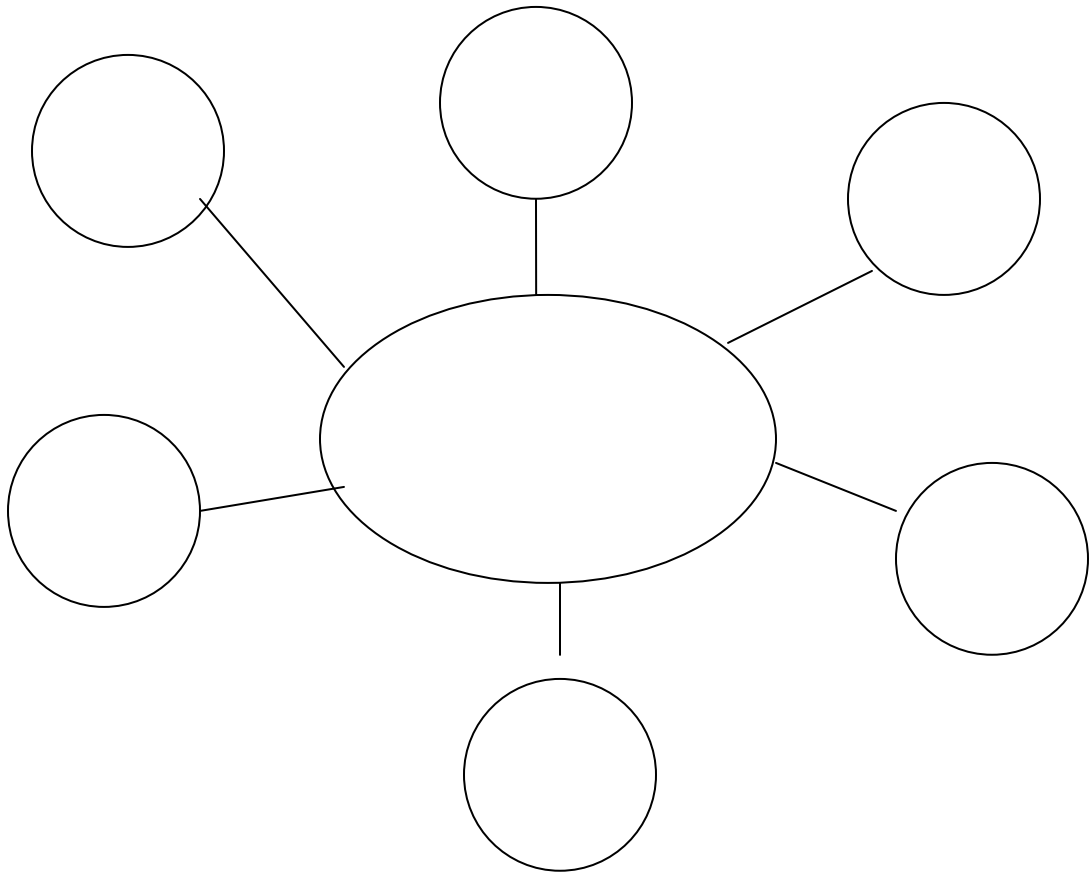


Foggy



Windy

Attachment 3



Attachment 4

Matching Activity

Directions: Glue the pictures under the correct type of weather.

Good Weather	Bad Weather

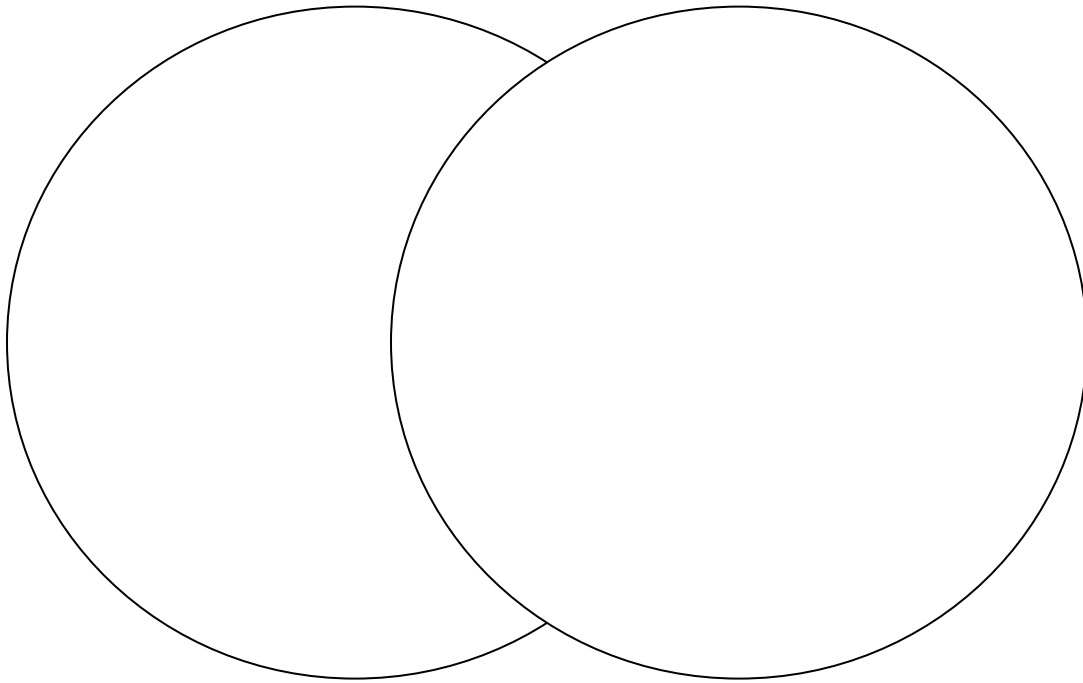
Attachment 5

Venn diagram

Good Weather

Vs

Bad Weather



Attachment 6-a

Name: _____

What should we wear during each type of weather?

1. _____



2. _____



3. _____



4. _____



5. _____



6. _____



Attachment 6-b



Attachment 7

Weather Collage



Trees & Mt. Wilson, Colorado
Photography by G. Arnell Williams



© 2002, J. GUTEKUNST



© 2002, J. GUTEKUNST

Attachment 8

How does the weather make you feel?

How do you feel?	Windy	Cloudy	Rainy	Windy	Foggy	Sunny

Attachment 9

Here is a list of emotions that the teacher can write on a poster.

Happy

Sad

Angry

Scared

Excited

Lonely

Surprised

Calm

Gloomy

Attachment 10

Pictures of Bad Weather



Attachment 11


Pictures of Good Weather



Oxbow Bend, Grand Teton National Park
Photography by G. Arnell Williams



© 2002, J. GUTEKUNST



© 2002, J. GUTEKUNST



Prairie & Mountains
Southern Alberta

G. Arnell Williams: www.dramainnature.com

Attachment 12

Rubric for Summative Evaluation

Each page must include the following:	Student's page includes:
Student's name, grade, and age 6 pts	
Label the type of weather 3 pts	
Label the weather: good or bad weather 3 pts	
Drawing includes the appropriate type of clothing for the weather that the student chose 4 pts	
Wrote a sentence or phrase to describe how the weather makes them feel 4 pts	
Total points: 20 pts	