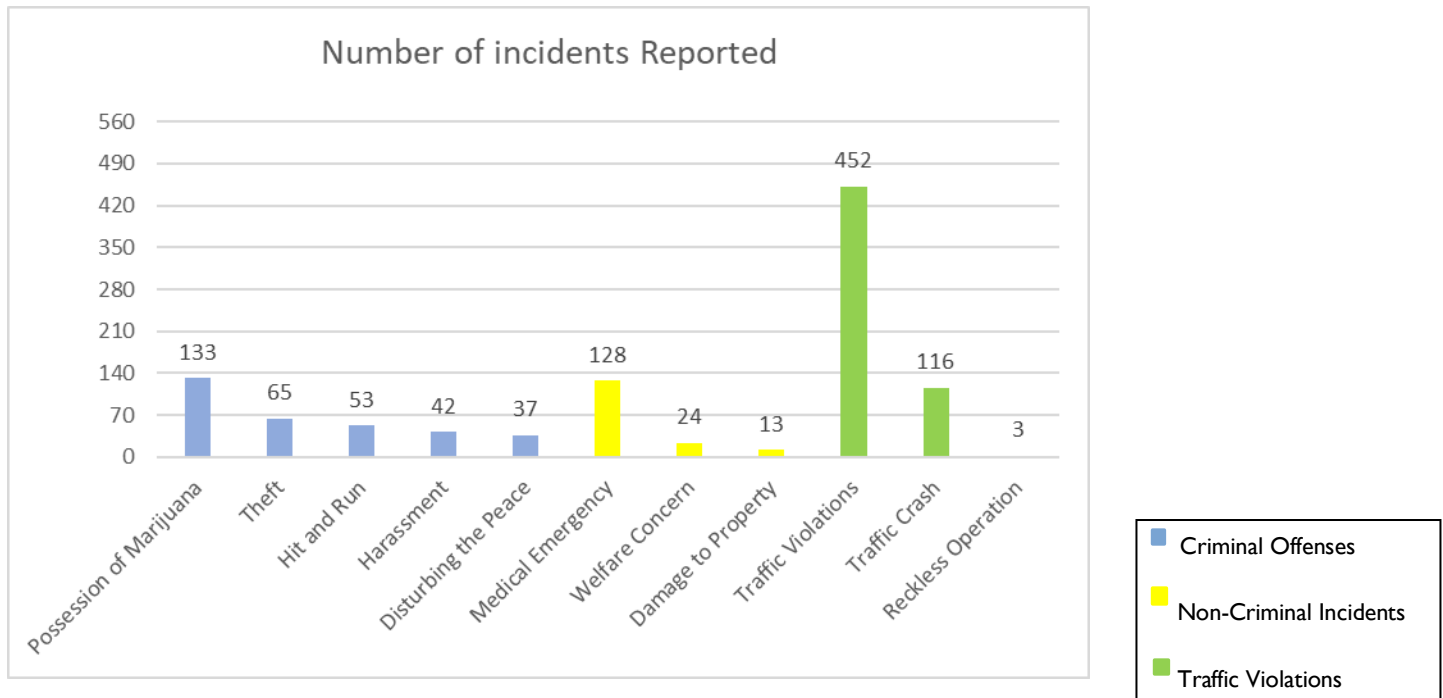


# Crime on Campus: How Safe is Southeastern?

Research Brief #32

Spring 2020

## The Most Frequent Types of Incidents Reported to Campus Police in 2019:



Numbers on the graph above represent only the most frequent police reports filed in 2019 and not total reports for each category

- ❖ During the 2019 calendar year, a total of 1,388 Southeastern Campus Police reports were filed for non-criminal incidents, criminal offenses, or traffic violations. Criminal offenses violating Louisiana’s Criminal Law, the Public Health & Safety Law, and/or City of Hammond Ordinances include incidents such as theft, burglary, hit and run, and possession of drugs and narcotics. Traffic violations are defined by Louisiana’s traffic statutes and include incidents like traffic crashes, reckless operations, speeding, and parking violations. Non-criminal incidents are incidents when campus police are contacted but no violation of state law has occurred such as medical emergencies, welfare concerns, and reporting damage to property.
- ❖ Possession of Marijuana, theft, hit and run, harassment, and disturbing the peace were the most frequent types of criminal offenses reported by Campus Police. Criminal offenses accounted for 582 of the total reports filed during the academic year.

- ❖ Non-criminal incidents reported most frequently were medical emergencies, welfare concerns and reported damage to property. These incidents accounted for 221 of the reports filed while traffic violations accounted for 585 of the total reports.

**How Do Changes in Crime Nationally on College and University Campuses Compare to Changes in Crime at Southeastern?**

Changes in Crime from 2017 to 2018 at Southeastern and on 6,104 National institutions with 11,013 Campuses. (2018 is the most recent year data is available for.)

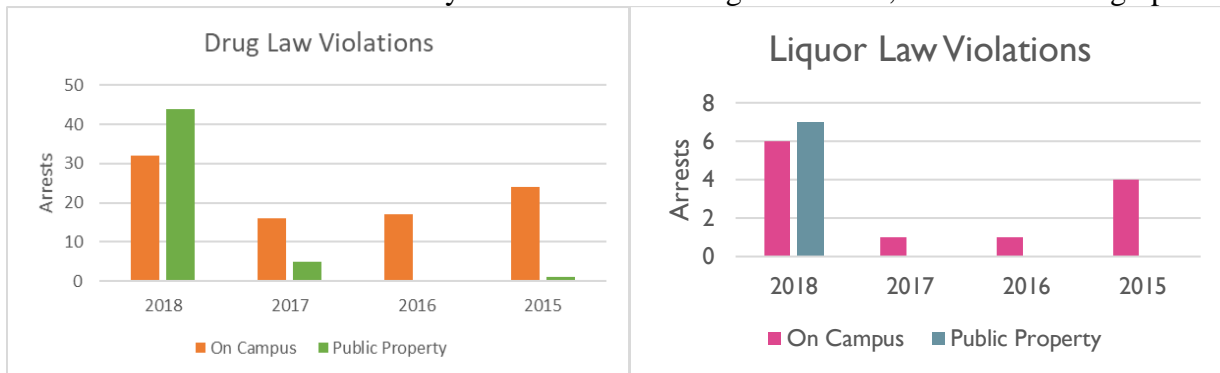
Table 1

Offense	Crimes Reported at SLU in 2017	Crimes Reported at SLU in 2018	Crimes Reported at National Institutions in 2017	Crimes Reported at National Institutions in 2018	Change in Crime (SLU)	Change in Crime (National Institutions)
Murder & Non-Negligent Manslaughter	0	0	46	32	0%	-30%
Manslaughter by Negligence	0	0	4	4	0%	0%
Rape	3	6	7,559	8,529	100%	13%
Fondling	0	4	4,527	6,348	(4 incidents from 0)	40%
Incest	0	0	0	3	0%	(3 incidents from 0)
Statutory Rape	1	1	100	78	0%	-22%
Robbery	1	0	2,797	2,286	-100%	-18%
Aggravated Assault	2	5	4,137	3,964	150%	-4%
Burglary	16	15	12,590	10,818	-6%	-14%
Motor Vehicle Theft	0	2	5,529	5,016	(2 incidents from 0)	-9%
Arson	0	0	711	495	0%	-30%

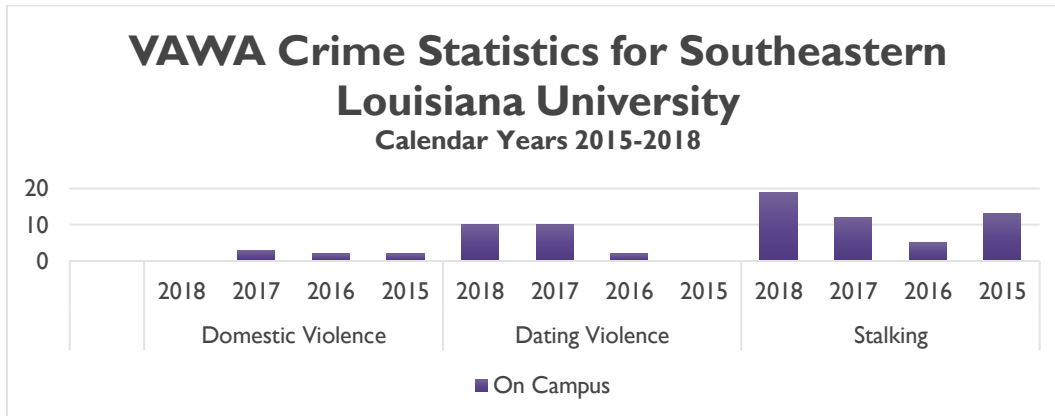
Table 2

Arrests	Arrests at SLU in 2017	Arrests at SLU in 2018	Arrests at National Institutions in 2017	Arrests at National Institutions in 2018	Change in Arrests (SLU)	Change in Arrests (National Institutions)
Drug Law Violations	16	32	28,082	25,575	100%	-9%
Liquor Law Violations	1	6	22,235	17,055	500%	-23%
Weapon Law Violations	0	3	2,160	1,937	(3 incidents from 0)	-10%

- ❖ Southeastern, like other National institutions, has either seen a drop or no change in campus crimes such as burglary, robbery, manslaughter, arson, and statutory rape. However, rape and fondling crimes have increased at Southeastern as well as nationally. The overall campus crime rate nationally decreased by 1.1% from 38,000 in 2017 to 37,573 in 2018.
- ❖ Southeastern rates; however, differ from national rates in that it has seen a small increase of a few incidents from 2017 to 2018 in certain crimes such as motor vehicle theft (2 incidents reported) and aggravated assault (5 incidents reported). But incest has not been reported at Southeastern while there were three incidents reported nationally. Southeastern's overall campus crime rate increased by 43.5% from 23 incidents in 2017 to 33 incidents in 2018.
- ❖ While arrests have slightly dropped nationally from 2017 to 2018, they have increased at Southeastern especially arrests for drug and liquor (alcohol) law violations (As shown in Table 2). The arrests have increased at Southeastern after they have been decreasing since 2015, as shown in the graphs below.



**Violence Against Women Act (VAWA) Crime Statistics:**



- ❖ Southeastern has seen a drop in domestic violence crimes (from 3 incidents in 2017 to none in 2018), no change in dating violence crimes, and an increase of 58.33% in stalking on campus (from 12 incidents in 2017 to 19 in 2018) (as illustrated in the graph above) which is similar to the national change in these crimes. Nationally, domestic violence saw a decrease by 6.41%, dating violence a decrease by 8.21% and stalking an increase by 12.43% from 2017 to 2018.

**Hate Crime Statistics:**

- ❖ Southeastern's campus police reported one hate crime on campus in 2018 in the destruction/vandalism/and damage to a property category indicating race bias on the part of the vandal.

Sources:

- <http://www.southeastern.edu/admin/police/> (Daily Crime and Fire Log, 2019) and (Annual Security and Fire Safety Report for Calendar Year 2018, reported October 2019).
- U.S. Department of Education's Campus Safety and Security analysis tools: <https://ope.ed.gov/campusafety/#/>