



## How to Login to Modern Campus Curriculum

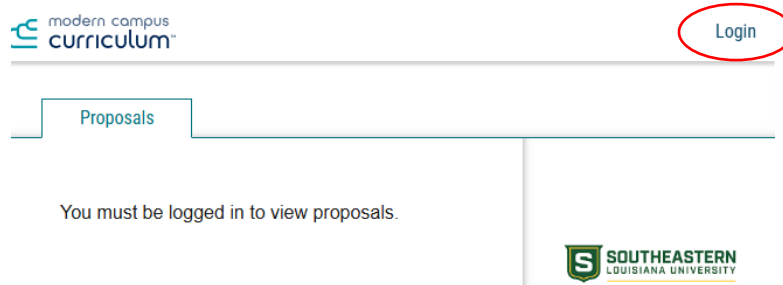
Modern Campus Curriculum (Curriculog) is curriculum management software that Southeastern uses to create, approve, and track curriculum change proposals. Curriculog integrates with Acalog, the software Southeastern uses to publish and maintain its catalogs as well as Workday.

Users create proposals that specify changes to programs, courses, and other curriculum and describe the reason that those changes improve upon the current curriculum. As the proposal advances through the automated workflow, approvers have the opportunity to comment on the proposal and advance it to subsequent approvers or return it to the author for revisions.

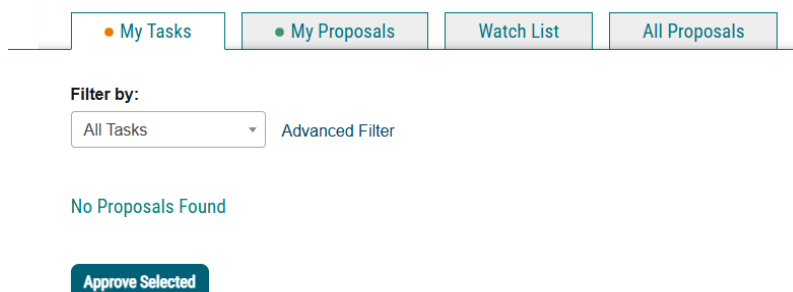
Curriculog allows users to build or change programs and courses using data that already exists in the catalog for the current academic year. The Registrar's office is then able to import the approved changes back into the draft catalog for the next academic year AND into Workday. Curriculog thus replaces the manual edit/correction process to programs and courses. While the creation of the proposal and the steps to approval are automated, it is still necessary to write specific, thoughtful rationales for the proposed changes and to submit all information that is requested.


### Logging in and Introduction to the Curriculog Interface

Using Chrome or Firefox, go to the [Curriculog login page \(https://southeastern.curriculog.com\)](https://southeastern.curriculog.com). Once Modern Campus Curriculum opens, click on "Login" in the upper right corner and use your Southeastern google credentials to confirm your identity.




Once you are in the program you will find any proposals that are needing your immediate attention under the "My Tasks" tab. Proposals that you have submitted will be under the "My Proposals" tab. Proposals that you may have marked so that you can follow will be under the "Watch List" tab and all proposals, regardless of the approval step, are under the "All Proposals" tab. System notifications can be found on the right side of the main screen.



Clicking on  will bring up the various proposal forms that can be used in the system. For the 2026-2027 catalog, the following forms will be used:

- 2026-2027 Miscellaneous Change Request: Used to update departmental/college pre-amble information (other than curricula) and other non-academic sections of the catalog.
- 2026-2027 Request for Course Revision: Used to update an existing course in the current catalog.
- 2026-2027 Request for New Course: Used to create a new course or prefix that is not in the current catalog.
- 2026-2027 Request for New Program: Used to create a new degree or certificate program.
- 2026-2027 Request for Program Change: Used to update or change an existing degree or certificate program.
- 2026-2027 Request to Delete a Course: Used to remove a course from the catalog.
- 2026-2027 Request to Delete a Program: Used to remove a degree or certificate program from the catalog.

In order to start a proposal simply click the  on the desired proposal. The Course and Program change and delete forms will open a screen for additional user input while the New Course and Program forms and Miscellaneous change form will open directly into the proposal.