

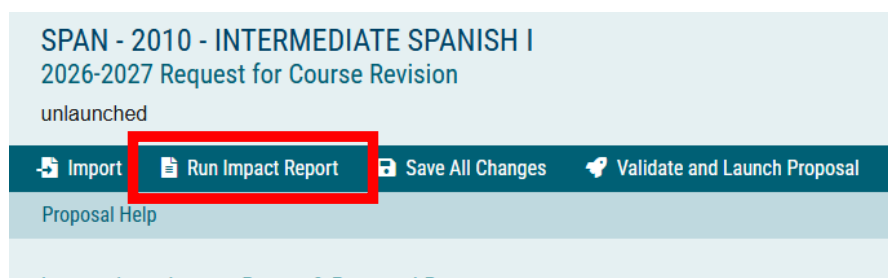


How to Run an Impact Report

An Impact Report is a tool used in Modern Campus Curriculum (Curriculog) to identify how proposed changes to a course (like revisions or inactivation) might affect other courses, programs, or departments within the curriculum. It essentially shows where a course is referenced as a prerequisite, corequisite, or within a program. This report helps ensure transparency and allows for informed decision-making by showing which areas of the curriculum need to be reviewed and potentially adjusted due to the proposed changes.

How do I run an Impact Report?

An Impact Report is a required function within the Request for Course Revision and Request to Delete a Course approval processes. At the top of the proposal, you will see the “Run Impact Report” button.



Clicking on this button will open a pop-up window. You will ALWAYS choose the DRAFT catalog that is available in the list of “Maps”. After selecting the draft catalog, click “Generate Report” at the bottom of the pop-up window.

Impact Report for SPAN 2010

In order to run an impact report, you will first need to select one or more external systems to search. Please note that maps with a grey background are unavailable as sources for the report. When you have finished, click “Generate Report” to return to the Impact Report.

Current Maps:

Acalog

* INTEGRATION TEST COPY * DO NOT USE * DRAFT 2026-2027 Catalog

2024-2025 General Catalog

2025-2026 General Catalog

DRAFT 2026-2027 Catalog

Curriculog

2026-2027 Request for Course Revision

2026-2027 Request for Course Revision 2.0

2026-2027 Request for New Course

2026-2027 Request for New Program

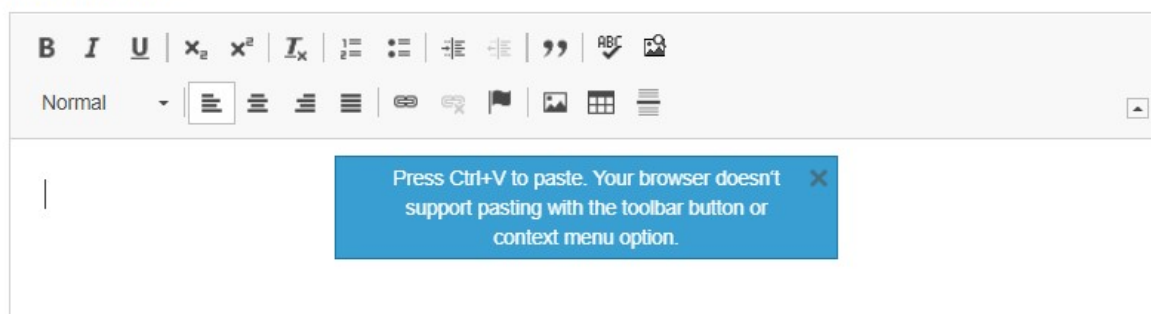
2026-2027 Request for Program Change

2026-2027 Request to Delete a Course

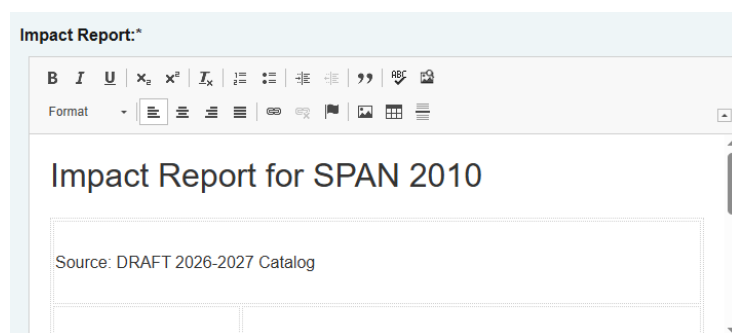
Once the program has been run, simply highlight the text in the report and paste it into the box in the Approval Process using Control + V. **DO NOT** right click and paste as the input box does not support that functionality.



Impact Report*



Your pasted data should look similar to the example below. You can now close the pop-up window.



Additionally, an Impact Report can be run separate from an Approval Process by clicking the “Reports” tab at the top of your Curriculum homepage.

modern campus curriculum

Proposals

Agendas

Accounts

Reports

My Tasks

My Proposals

Watch List

All Proposals

Filter by:

All My Proposals

Advanced Filter

UG Grade Forgiveness: "Admission Criteria and Academic Regulations" after "Repeating Courses."

2026-2027 Miscellaneous Change Request

Last Activity: Jul 2, 2025 1:10 PM by Jeffrey Temple

Detail Reports

Proposal Detail Report

Proposal Progress Report

Impact Report

Historical Change Report

After clicking on the Impact Report on the Reports page, you will enter a course Prefix, a Code (4-digit course number) and then you will click “Add External System”.

Impact Report

The Impact Report provides all dependent elements of the curriculum for a particular curriculum item, such as prerequisites, corequisites, crosslistings, programs and campuses.

To begin, you must enter a course prefix and code. Next, select at least one catalog you would like to search for impacts. For example, if your catalog has a prerequisite field, it would likely have valuable relationship information for your Impact Report. You may select multiple catalogs and fields. Program information is returned with your report by default.

Impact reports are available for courses only.

Refine Report:

Prefix*

Code*

External System*

Add External System

Submit Report

Once again you will select the DRAFT catalog that is available and then click “Submit Report”.

Impact Report for SPAN 2010

In order to run an impact report, you will first need to select one or more external systems to search. Please note that maps with a grey background are unavailable as sources for the report. When you have finished, click "Generate Report" to return to the Impact Report.

Current Maps:

Acalog

* INTEGRATION TEST COPY * DO NOT USE * DRAFT 2026-2027 Catalog

2024-2025 General Catalog

2025-2026 General Catalog

DRAFT 2026-2027 Catalog

Curriculog

2026-2027 Request for Course Revision

2026-2027 Request for Course Revision 2.0

2026-2027 Request for New Course

2026-2027 Request for New Program

2026-2027 Request for Progam Change

2026-2027 Request to Delete a Course

2026-2027

Modern Campus Curriculum